

A. General Conditions

A.1 Conditions

Consent is granted subject to the following conditions imposed pursuant to section 80 of the Environmental Planning & Assessment Act 1979 (“the *Act*”) and the provisions of the Environmental Planning and Assessment Regulation 2000 (“the *Regulation*”) such conditions being reasonable and relevant to the development as assessed pursuant to section 79C of the Act.

Standard Condition: A1 (Autotext AA1)

A.2 Definitions

Unless specified otherwise, words have the same meaning as defined by the *Act*, the *Regulation* and the *Interpretation Act* 1987 as in force at the date of consent.

Applicant means the applicant for this Consent.

Approved Plans mean the plans endorsed by Council referenced by this consent as amended by conditions of this consent.

AS or ***AS/NZS*** means Australian Standard® or Australian/New Zealand Standard®, respectively, published by Standards Australia International Limited.

BCA means the Building Code of Australia as published by the Australian Building Codes Board as in force at the date of issue of any *Construction Certificate*.

Council means Woollahra Municipal Council

Court means the Land and Environment Court

Local native plants means species of native plant endemic to Sydney’s eastern suburbs (see the brochure titled “Local Native Plants for Sydney’s Eastern Suburbs published by the Southern Sydney Regional Organisation of Councils).

Stormwater Drainage System means all works, facilities and documentation relating to:

- The collection of stormwater,
- The retention of stormwater,
- The reuse of stormwater,
- The detention of stormwater,
- The controlled release of stormwater; and
- Connections to easements and public stormwater systems.

Owner means the owner of the *site* and successors in title to the *site*.

Owner Builder has the same meaning as in the *Home Building Act* 1989.

PCA means the *Principal Certifying Authority* under the *Act*.

Principal Contractor has the same meaning as in the *Act* or where a *principal contractor* has not been appointed by the *owner* of the land being developed *Principal Contractor* means the *owner* of the land being developed.

Professional Engineer has the same meaning as in the *BCA*.

Public Place has the same meaning as in the *Local Government Act 1993*.

Road has the same meaning as in the *Roads Act 1993*.

SEE means the final version of the Statement of Environmental Effects lodged by the *Applicant*.

Site means the land being developed subject to this consent.

WLEP 2014 means *Woollahra Local Environmental Plan 2014*

Work for the purposes of this consent means:

- the use of land in connection with development,
- the subdivision of land,
- the erection of a building,
- the carrying out of any work,
- the use of any site crane, machine, article, material, or thing,
- the storage of waste, materials, site crane, machine, article, material, or thing,
- the demolition of a building,
- the piling, piling, cutting, boring, drilling, rock breaking, rock sawing or excavation of land,
- the delivery to or removal from the *site* of any machine, article, material, or thing, or
- the occupation of the *site* by any person unless authorised by an *occupation certificate*.

Note: Interpretation of Conditions - Where there is any need to obtain an interpretation of the intent of any condition this must be done in writing to Council and confirmed in writing by Council.

Standard Condition: A2 (Autotext AA2)

A.3 Approved Plans and supporting documents

Those with the benefit of this consent must carry out all work and maintain the use and works in accordance with both the architectural plans to which is affixed a Council stamp “Approved” and supporting documents listed below as submitted by the Applicant unless modified by any following condition. Where the plans relate to alterations or additions only those works shown in colour or highlighted are approved.

Reference	Description	Author/Drawn	Date(s)
DA 1002 A	Architectural Plans	All by MHNDUNION	All dated 07.12.2017
DA 2000 A	Site & Roof Plan		
DA 2001 A	Basement B2 Plan		
DA 2002 A	Basement B1 Plan		
DA 2002 A	Ground Floor Plan		
DA 2003 A	Level 1 Floor Plan		

DA 2004 A DA 2005 A DA 2006 A DA 2007 A DA 2008 A DA 2400 A DA 2401 A DA 2402 A DA 2403 A DA 2500 A DA 2501 A DA 2502 A DA 2503 A DA 2504 A	Level 2 Floor Plan Level 3 Floor Plan Level 4 Floor Plan Level 5 Floor Plan Roof Plan Elevation North Elevation South Elevation East Elevation West Section A Section B Section C Section D Section E & F		
DA 4001 A	Longitudinal Driveway Section	MHNDUNION	07.12.2017
DA 6000 A	Sample Board Of Materials And Colours	MHNDUNION	07.12.2017
-	Demolition Report	NBRS Architecture	18.12.2017
871537M	BASIX Certificate	NSW Department of Planning and Infrastructure	19.12.2017
Job 17005	Report – Flood Study and Flood Risk Management Plan	AKY Civil Engineering Consulting Civil Engineers	Dec 2017
C-01 17005 B (Sheet 1 of 1)	Stormwater Drainage Proposed Development (flooding and overland flows)	AKY Civil Engineering Consulting Civil Engineers	12.12.2017
7550 (Access) Rev 00	Access Report - Access Design Review Report	AED Group	20.12.2017
7550 - REV 00	Building Code Of Australia & Access Compliance Assessment	AED Group	20.12.2017
TJ786-01FO2	Acoustic Report	Renzo Tonin & Associates	29.09.2017
E30721KHrpt-rev1	Contaminated Land - Stage 1 Preliminary Environmental Site Assessment	EIS - Environmental Investigation Services	19.03.2018
E30721KHlet-ASS	Acid Sulphate Soil Management Plan	EIS - Environmental Investigation Services	15.05.2018
Ref: 30721ZNRpt	Geotechnical Report	JK Geotechnics	18.08.2017
16/231 H-DA-01-Rev B H-DA-02-Rev B H-DA-03-Rev B	Stormwater Management Plan	All by ITM Design P/L	All dated 15.06.2018
Plan No. s L_001/A, L_101/A, L_501/A, L_502/A, L_503/A,	Landscape Plan	Elke Haege - Elke	19.12.2017
Ref 17351	Traffic and Parking Assessment Report	Varga Traffic Planning	20 December 2017
Rev B	Site Waste Minimisation and Management Plan	Elephants Foot Recycling Solutions; Eddy Saidi	20 December 2017

Note: Warning to Accredited Certifiers – You should always insist on sighting the original Council stamped approved plans. You should not rely solely upon the plan reference numbers in this

condition. Should the applicant not be able to provide you with the original copy Council will provide you with access to its files so you may review our original copy of the approved plan.

Note: These plans and supporting documentation may be subject to conditions imposed under section 80A(1)(g) of the *Act* modifying or amending the development (refer to conditions which must be satisfied prior to the issue of any *Construction Certificate*.)

Standard Condition: A5 (Autotext AA5)

A.4 General Terms of Approval (Water NSW)

WaterNSW provides the following General Terms of Approval:

- a) A Water Supply Work Approval from WaterNSW must be obtained prior to commencing dewatering activity on the proposed site. Please complete an Application for approval for water supply works, and/or water use.
- b) An application for a Water Supply Works Approval will only be accepted upon receipt of supporting documentation, and payment of the applicable fee (see Application fees for New or amended Works and/or Use Approvals). The information required for the processing of the water supply work application may include preparation of a dewatering management plan. Please refer to checklist attached
- c) If approved, the Approval will be issued for a period of up to 24 months to cover the dewatering requirements during the construction phase. It will include conditions to ensure that impacts are acceptable and that adequate monitoring and reporting procedures are carried out. The Approval will be issued subject to the proponent meeting requirements of other agencies and consent authorities. For example, an authorisation by either Sydney Water or the local Council, depending where the water will be discharged. If contaminants are likely, or are found to be present in groundwater, and are being discharged to stormwater, including high salinities, a discharge licence under the *Protection of the Environment Operations Act 1997 (NSW)* may also be required.
- d) WaterNSW prefers “tanking” (ie. total water proofing below the seasonal high water table) of basement excavations, and avoids the ongoing extraction of groundwater after the initial construction phase. It is also advised to adopt measures to facilitate movement of groundwater post construction (eg. a drainage blanket behind the water-proof membrane).
- e) If the basement is not “tanked”, the proponent will require a Water Access Licence (WAL) and need to acquire groundwater entitlements equivalent to the yearly ongoing take of groundwater. Please note: Acquiring groundwater entitlements could be difficult, and may cause delay in project completion. If a WAL is required, please complete an Application for a new water access licence with a zero share component

Note: WaterNSW is a NSW Government agency: PO Box 398, Parramatta NSW 2124; Level 14, 169 Macquarie Street Parramatta NSW 2150; www.watnsw.gov.au; Contact: Richard Meares; Phone 9865 2324; Email: Richard.meares1@watnsw.com.au; Reference No.F2018/1737

A.5 Tree Preservation & Approved Landscaping Works

All landscape works shall be undertaken in accordance with the approved landscape plan, arborist report, tree management plan and transplant method statement as applicable.

a) The following trees on Council Land shall be retained:

Council Ref No.	Species	Location	Dimension (metres)	Tree Value
1	<i>Ulmus parvifolia</i> (Chinese Weeping Elm)	Council verge – Bay Street frontage – most southern specimen	8 x 10	\$4000.00
2	<i>Ulmus parvifolia</i> (Chinese Weeping Elm)	Council verge – Bay Street frontage – most northern specimen	8 x 10	\$4000.00

Note: The tree/s required to be retained should appear coloured green on the construction certificate plans.

A.6 Ancillary Aspect of the Development (s80A(2) of the Act)

The owner must procure the repair, replacement or rebuilding of all road pavement, kerb, gutter, footway, footpaths adjoining the site or damaged as a result of work under this consent or as a consequence of work under this consent. Such work must be undertaken to Council's satisfaction in accordance with Council's "Specification for Roadworks, Drainage and Miscellaneous Works" dated February 2012 unless expressly provided otherwise by these conditions at the *owner's* expense.

Note: This condition does not affect the *principal contractor's* or any sub-contractors obligations to protect and preserve public infrastructure from damage or affect their liability for any damage that occurs.

Standard Condition: A8 (Autotext AA8)

B. Conditions which must be satisfied prior to the demolition of any building or construction

B.1 Construction Certificate required prior to any demolition

Where demolition is associated with an altered portion of, or an extension to an existing building the demolition of any part of a building is "commencement of erection of building" pursuant to section 81A(2) of the Act. In such circumstance all conditions in Part C and Part D of this consent must be satisfied prior to any demolition work. This includes, but is not limited to, the issue of a Construction Certificate, appointment of a PCA and Notice of Commencement under the Act.

Note: See *Over our Dead Body Society Inc v Byron Bay Community Association Inc* [2001] NSWLEC 125.

Standard Condition: B1 (Autotext BB1)

B.2 Establishment of Tree Protection Zones (TPZ)

Tree Protection Zones shall be established around all trees to be retained and in accordance with Section 4 of the *Australian Standard Protection of Trees on*

Development Sites (AS 4970- 2009). Tree protection zones must also comply with the following requirements;

- a) Trunk protection shall be installed around the trunks of the following trees:

Council Ref No.	Species	Location
1	<i>Ulmus parvifolia</i> (Chinese Weeping Elm)	Council verge – Bay Street frontage – most southern specimen
2	<i>Ulmus parvifolia</i> (Chinese Weeping Elm)	Council verge – Bay Street frontage – most northern specimen

Trunk protection shall consist of a padding material such as hessian or thick carpet underlay wrapped around the trunk. Hardwood planks (50mm x100mm or similar) shall be placed over the padding and around the trunk of the tree at 150mm centres. The planks shall be secured with 8 gauge wire at 300mm spacing. Trunk protection shall extend a minimum height of 2 metres or to the maximum possible length permitted by the first branches.

- b) A sign identifying the Tree Protection Zone shall be erected on each side of the protection fence indicating the existence of a TPZ. Signage must be visible from within the development site.
- c) No excavation, construction activity, grade changes, storage of materials, stockpiling, siting of works sheds, preparation of mixes or cleaning of tools is permitted within Tree Protection Zones, unless specified in this consent.
- d) The site foreman must be made aware of all tree protection requirements associated with these conditions of consent by the project arborist. Any subsequent site personnel and contractors to the site must be made aware of all tree protection requirements by the site foreman.
- e) The project arborist shall provide written certification of compliance with the above condition.

B.3 Arborists Documentation and Compliance Checklist

The site arborist shall provide written certification that all tree protection measures and construction techniques relevant to this consent have been complied with. Documentation for each site visit shall include:

- A record of the condition of trees to be retained prior to and throughout development
- Recommended actions to improve site conditions and rectification of non-compliance
- Recommendations for future works which may impact the trees

All compliance certification documents shall be kept on site by the Site Foreman.

As a minimum the following intervals of site inspections must be made:

Stage of arboricultural inspection	Compliance documentation and photos shall be included
Installation of tree protection	Compliance with tree protection measures
Prior to the issue of a Final Occupation Certificate	Supervise the dismantling of tree protection measures

Inspections and compliance documentation shall be made by an arborist with AQF Level 5 qualifications.

Additional site visits shall be made when required by site arborist and/or site foreman for ongoing monitoring/supervisory work.

B.4 Identification of Hazardous Material

In accordance with Australian Standard AS2601- 'The Demolition of Structures' the owner shall identify all hazardous substances located on the site including asbestos, Polychlorinated biphenyls (PCBs), lead paint, underground storage tanks, chemicals, etc. per Clause 1.6.1 of the Standard. In this regard, **prior to the commencement of any work**, Council shall be provided with a written report prepared by a suitably qualified competent person detailing;

- all hazardous materials identified on the site;
- the specific location of all hazardous materials identified;
- whether the hazardous materials are to be removed from the site as part of the works to be undertaken; and
- safety measures to be put in place.

Note: This condition is imposed to protect the health and safety of all persons while works are being undertaken and to ensure all safety measures have been identified and are in place to protect all parties in the immediate vicinity of the site.

Standard Condition: B6

B.5 Public Road Assets prior to any work/demolition

To clarify the condition of the existing public infrastructure prior to the commencement of any development (including prior to any demolition), the *Applicant* or *Owner* must submit to Council a full record of the condition of the Public Road infrastructure adjacent to the development site.

The report must be submitted to Council prior to the commencement of any work and include photographs showing current condition and any existing damage fronting and adjoining the site to the:

- road pavement,
- kerb and gutter,
- footway including footpath pavement and driveways,
- retaining walls within the footway or road, and
- drainage structures/pits.

The reports are to be supplied in both paper copy and electronic format in Word. Photographs are to be in colour, digital and date stamped.

If the required report is not submitted then Council will assume there was no damage to any infrastructure in the immediate vicinity of the site prior to the commencement of any work under this consent.

Note: If the Applicant or Owner fails to submit the Asset condition report required by this condition and damage is occasioned to public assets adjoining the site, Council will deduct from security any costs associated with remedying, repairing or replacing damaged public infrastructure. Nothing in this condition prevents Council making any claim against security held for this purpose
Standard Condition: B7

C. Conditions which must be satisfied prior to the issue of any construction certificate

C.1 Tree Management Plan

The *Construction Certificate* plans and specifications required by clause 139 of the *Regulation* must show the following information:

- a) Trees to be numbered in accordance with these conditions:
 - shaded green where required to be retained and protected
 - shaded red where authorised to be removed
 - shaded yellow where required to be transplanted
 - shaded blue where required to be pruned
- b) References to applicable tree management plan, arborists report, transplant method statement or bush regeneration management plan.

This plan shall be kept on site until the issue of the final occupation certificate.

C.2 Payment of Long Service Levy, Security, Contributions and Fees

The certifying authority must not issue any *Part 4A Certificate* until provided with the original receipt(s) for the payment of all of the following levy, security, contributions, and fees prior to the issue of a *construction certificate*, *subdivision certificate* or *occupation certificate*, as will apply.

Description	Amount	Indexed	Council Fee Code
LONG SERVICE LEVY			
under Building and Construction Industry Long Service Payments Act 1986			
Long Service Levy http://www.lspc.nsw.gov.au/levy_information/?levy_information/levy_calculator.stm	Contact LSL Corporation or use online calculator	No	
SECURITY			
under section 80A(6) of the Environmental Planning and Assessment Act 1979			
Property Damage Security Deposit (\$138) - making good any damage caused to any property of the <i>Council</i>	\$476,624	No	T115

Tree Damage Security Deposit – making good any damage caused to any public tree	\$8,000	No	T600
Infrastructure Works Bond (S138) -completing any public work required in connection with the consent.	\$79,700	No	T113
<p align="center">DEVELOPMENT LEVY under Woollahra Section 94A Development Contributions Plan 2011 This plan may be inspected at Woollahra Council or downloaded at www.woollahra.nsw.gov.au .</p>			
Development Levy (Section 94A)	\$222,896 + Index Amount	Yes, quarterly	T96
<p align="center">INSPECTION FEES under Section 608 of the Local Government Act 1993</p>			
Public Tree Management Inspection Fee	\$180	No	T95
Public Road/Footpath Infrastructure Inspection Fee	\$461	No	
Security Administration Fee	\$194	No	T16
TOTAL SECURITY, CONTRIBUTIONS, LEVIES AND FEES	\$788,055 plus any relevant indexed amounts and long service levy		

Building and Construction Industry Long Service Payment

The Long Service Levy under Section 34 of the *Building and Construction Industry Long Service Payment Act*, 1986, must be paid and proof of payment provided to the *Certifying Authority* prior to the issue of any *Construction Certificate*. The Levy can be paid directly to the Long Services Payments Corporation or to Council. Further information can be obtained from the Long Service Payments Corporation's website <http://www.lspc.nsw.gov.au/> or the Long Service Payments Corporation on 13 14 41.

How must the payments be made?

Payments must be made by:

- Cash deposit with Council,
- Credit card payment with Council, or
- Bank cheque made payable to Woollahra Municipal Council.

The payment of a security may be made by a bank guarantee where:

- The guarantee is by an Australian bank for the amount of the total outstanding contribution;
- The bank unconditionally agrees to pay the guaranteed sum to the Council on written request by Council on completion of the development or no earlier than 12 months from the provision of the guarantee whichever occurs first [NOTE: a time limited bank guarantee or a bank guarantee with an expiry date is not acceptable];
- The bank agrees to pay the guaranteed sum without reference to the applicant or landowner or other person who provided the guarantee and without regard to any dispute, controversy, issue or other matter relating to the development consent or the carrying out of development in accordance with the development consent;
- The bank guarantee is lodged with the Council prior to the issue of the construction certificate; and
- The bank's obligations are discharged when payment to the Council is made in accordance with the guarantee or when Council notifies the bank in writing that the guarantee is no longer required.

How will the section 94A levy be indexed?

To ensure that the value the development levy is not eroded over time by increases in costs, the proposed cost of carrying out development (from which the development levy is calculated) will be indexed either annually or quarterly (see table above). Clause 3.13 of the Woollahra Section 94A Development Contributions Plan 2011 sets out the formula and index to be used in adjusting the s.94A levy.

Do you need HELP indexing the levy?

Please contact our customer service officers. Failure to correctly calculate the adjusted development levy will delay the issue of any Part 4A Certificate and could void any Part 4A Certificate (construction certificate, subdivision certificate, or occupation certificate).

Deferred or periodic payment of section 94A levy under the Woollahra Section 94A Development Contributions Plan 2011

Where the applicant makes a written request supported by reasons for payment of the section 94A levy other than as required by clause 3.9, the Council may accept deferred or periodic payment. The decision to accept a deferred or periodic payment is at the sole discretion of the Council, which will consider:

- The reasons given;
- Whether any prejudice will be caused to the community deriving benefit from the public facilities;
- Whether any prejudice will be caused to the efficacy and operation of the plan; and
- Whether the provision of public facilities in accordance with the adopted works schedule will be adversely affected.

Council may, as a condition of accepting deferred or periodic payment, require the provision of a bank guarantee where:

- The guarantee is by an Australian bank for the amount of the total outstanding contribution;
- The bank unconditionally agrees to pay the guaranteed sum to the Council on written request by Council on completion of the development or no earlier than 12 months from the provision of the guarantee whichever occurs first [NOTE: a time limited bank guarantee or a bank guarantee with an expiry date is not acceptable];
- The bank agrees to pay the guaranteed sum without reference to the applicant or landowner or other person who provided the guarantee and without regard to any dispute, controversy, issue or other matter relating to the development consent or the carrying out of development in accordance with the development consent;
- The bank guarantee is lodged with the Council prior to the issue of the construction certificate; and
- The bank's obligations are discharged when payment to the Council is made in accordance with the guarantee or when Council notifies the bank in writing that the guarantee is no longer required.

Any deferred or periodic payment of the section 94A levy will be adjusted in accordance with clause 3.13 of the plan. The applicant will be required to pay any charges associated with establishing or operating the bank guarantee. Council will not cancel the bank guarantee until the outstanding contribution as indexed and any accrued charges are paid.

Standard Condition: C5

C.3 Road and Public Domain Works

A separate application under Section 138 of the *Roads Act* 1993 is to be made to, and be approved by Council as the road authority, for the following infrastructure works prior to the issuing of any Construction Certificate. The infrastructure works must be carried out at the applicant's expense:

1. Civil Works

- a) The removal of all existing redundant layback and gutter in Gum Tree Lane and the construction of a new 5.5 metres wide layback and gutter in accordance with Council's Crossing Specification. The centreline of the new layback crossing shall be aligned with the centreline of the proposed driveway.
- b) The reconstruction of full width footpath with Double Bay pavers for the full frontage of the site in accordance with Council's Specification. A design longitudinal surface profile (scale 1:100) and cross sections (scale 1:50) at every 5 metres interval must be submitted for assessment.

2. Drainage works

- a) The reconstruction of the existing kerb inlet pit where the proposed stormwater extension is made. The grates are to be Class D “bicycle friendly” type. All works shall be designed and carried out in accordance with Council’s Specifications and standard drawing DR1.
- b) The construction of a new double grated kerb inlet pits and the extension of Council’s underground drainage line by using Class 2, 375mm RRJ steel reinforced concrete pipe (RCP) from the reconstructed kerb inlet pit. The new kerb inlet pit must be located within the frontage of the site with a 1.8m precast lintel and Class D “bicycles friendly” grates. All works shall be designed and carried out in accordance with Council’s Specifications and standard drawing DR1.
- c) The developer shall be responsible for carrying out all service investigations to allow a gravity connection.

3. Bond

- a) A bond of \$79,700 will be used as security to ensure the satisfactory completion of the infrastructure works. The security or bank guarantee must be the original unconditional bank guarantee with no expiry date.
- b) Council may use all or part of the Infrastructure Bond as well as the Property Damage Security Deposit to meet the cost of removing or completing the works if they do not meet Council’s requirements.
- c) The Deposit/Bond will not be released until Council has inspected the site and is satisfied that the Works have been completed in accordance with Council approved drawings and to Council requirements

Note: To ensure that this work is completed to Council’s satisfaction, this consent by separate condition, may impose one or more Infrastructure Works Bonds.

Note: *Road* has the same meaning as in the *Roads Act* 1993.

Note: The intent of this condition is that the design of the road, footpaths, driveway crossings and public stormwater drainage works must be detailed and approved prior to the issue of any *Construction Certificate*. Changes in levels may arise from the detailed design of buildings, road, footpath, driveway crossing grades and stormwater. Changes required under *Roads Act* 1993 approvals may necessitate design and levels changes under this consent. This may in turn require the applicant to seek to amend this consent.

Note: See condition K24 in *Section K. Advising* of this Consent titled *Roads Act Application*.

Standard Condition: C13 (Autotext CC13)

C.4 Provision for Energy Supplies

The applicant must provide to the *Certifying Authority* a letter from Energy Australia setting out Energy Australia’s requirements relative to the provision of electricity/gas supply to the development.

Any required substation must be located within the boundaries of the site.

Where an electricity substation is required within the site but no provision has been made to place it within the building and such substation has not been detailed upon the approved development consent plans a section 96 application is required to be submitted to Council. Council will assess the proposed location of the required substation.

The *Construction Certificate* plans and specifications, required to be submitted pursuant to clause 139 of the *Regulation*, must detail provisions to meet the requirements of Energy Australia.

Where the substation is required the *Construction Certificate* plans and specifications must provide:

- a) A set back not less than 3m from the road boundary and dense landscaping of *local native plants* to screen the substation from view within the streetscape,
- b) A set back not less than 3m from any other site boundary (fire source feature) and not within the areas required to be kept clear of obstructions to vehicle visibility pursuant to clause 3.2.4 of AS2890.1-1993(See: Figures 3.2 and 3.3),
- c) A set back to and not within the drip line of any existing tree required to be retained,
- d) A setback not less than the 10m from any NSW Fire Brigade booster connection as prescribed by clause 5.6.3(d)(iii) of AS 2419.1-1994 or be separated from any booster connections by a construction with a fire resistance rating of not less than FRL 90/90/90 for a distance of not less than 2 m each side of and 3 m above the upper hose connections in the booster assembly pursuant to clause 5.6.3(c)(ii) of AS 2419.1-1994, and
- e) The owner shall dedicate to the appropriate energy authority, free of cost, an area of land adjoining the street alignment to enable an electricity substation to be established, if required. The size and location of the electricity substation is to be in accordance with the requirements of the appropriate energy authority and Council. The opening of any access doors must not intrude onto the public road reserve.

Note: If the substation is not located within the building its location, screening vegetation, all screen walls or fire separating walls must have been approved by the grant of development consent or amended development consent prior to the issue of any *Construction Certificate* for those works. Documentary evidence of compliance, including correspondence from the energy authority is to be provided to the *Certifying Authority* prior to issue of the *Construction Certificate*. The *Certifying Authority* must be satisfied that the requirements of energy authority have been met prior to issue of the *Construction Certificate*.

Note: This condition has been imposed because the application fails to provide sufficient detail (either by plans or by the Statement of Environmental Effects) demonstrating that provision has been made to Energy Australia's satisfaction for the provision of electricity supply to the building. Nevertheless, Council has no reason to believe that provision cannot be reasonably made for electricity to service the development.

Note: Where it is proposed to shield any booster connection or any building from any substation pursuant to clause 5.6.3(c)(ii) of AS 2419.1-1994 or by fire resisting construction under the *BCA* respectively and this construction has not been detailed upon the approved development consent plans such works should be considered inconsistent with consent pursuant to clause 145 of the *Regulation*. The Applicant must lodge with Council details for any such construction pursuant to section 96 of the *Act* to allow assessment under section 79C of the *Act*.

Note: Substations must not be located within the minimum sight distance at driveway entrances under Australian Standard AS/NZS 2890 (Set)-2004 Parking Facilities Set whether such driveways service the site or any adjoining land.

Standard Condition: C21

C.5 Soil and Water Management Plan – Submission & Approval

The *principal contractor* or *owner builder* must submit to the *Certifying Authority* a soil and water management plan complying with:

- a) “*Do it Right On Site, Soil and Water Management for the Construction Industry*” published by the Southern Sydney Regional Organisation of Councils, 2001; and
- b) “*Managing Urban Stormwater - Soils and Construction*” published by the NSW Department of Housing 4th Edition” (*The Blue Book*).

Where there is any conflict *The Blue Book* takes precedence. The *Certifying Authority* must be satisfied that the soil and water management plan complies with the publications above prior to issuing any *Construction Certificate*.

Note: This condition has been imposed to eliminate potential water pollution and dust nuisance.

Note: The International Erosion Control Association – Australasia <http://www.austieca.com.au/> lists consultant experts who can assist in ensuring compliance with this condition. Where erosion and sedimentation plans are required for larger projects it is recommended that expert consultants produce these plans.

Note: The “*Do it Right On Site, Soil and Water Management for the Construction Industry*” publications can be down loaded free of charge from <http://www.woollahra.nsw.gov.au/>.

Note: Pursuant to clause 161(1)(a)(5) of the *Regulation an Accredited Certifier* may be satisfied as to this matter.

Standard Condition: C25

C.6 Structural Adequacy of Existing Supporting Structures

A certificate from a *professional engineer* (Structural Engineer), certifying the adequacy of the existing supporting structure to support the additional loads proposed to be imposed by the development, must be submitted with the *Construction Certificate* application.

Note: This condition is imposed to ensure that the existing structure is able to support the additional loads proposed.

Standard Condition: C35 (Autotext CC35)

C.7 Professional Engineering Details

The *Construction Certificate* plans and specifications, required by clause 139 of the Regulation, must include detailed *professional engineering* plans and/or specifications for all structural, electrical, hydraulic, hydro-geological, geotechnical, mechanical and civil work complying with this consent, approved plans, the statement of environmental effects and supporting documentation.

Detailed professional engineering plans and/or specifications must be submitted to the *Certifying Authority* with the application for any *Construction Certificate*.

Note: This does not affect the right of the developer to seek staged Construction Certificates.

Standard Condition: C36

C.8 Engineer Certification (Non-Standard Condition)

A certificate from a *professional engineer* (Civil/Traffic Engineer), certifying that the proposed driveway for the first 6m from the property boundary is at a maximum grade of 12.5% (the grade is a downgrade for traffic leaving the property and entering the frontage road) as required by Clause 3.3 of AS2890.1, must be submitted with the *Construction Certificate* application.

In addition, the engineer must certify that a headroom of 2.2m has been provided between the underside of the ground floor slab and the finished level of the driveway to comply with Clause 5.3 of AS2890.1

C.9 Geotechnical and Hydrogeological Design, Certification & Monitoring

The *Construction Certificate* plans and specification required to be submitted to the *Certifying Authority* pursuant to clause 139 of the *Regulation* must be accompanied by a *Geotechnical / Hydrogeological Monitoring Program* together with civil and structural engineering details for foundation retaining walls, footings, basement tanking, and subsoil drainage systems, as applicable, prepared by a *professional engineer*, who is suitably qualified and experienced in geotechnical and hydrogeological engineering. These details must be certified by the *professional engineer* to:

- a) Provide appropriate support and retention to ensure there will be no ground settlement or movement, during excavation or after construction, sufficient to cause an adverse impact on adjoining property or public infrastructure.
- b) Provide appropriate support and retention to ensure there will be no adverse impact on surrounding property or infrastructure as a result of changes in local hydrogeology (behaviour of groundwater).
- c) Provide foundation tanking prior to excavation such that any temporary changes to the groundwater level, during construction, will be kept within the historical range of natural groundwater fluctuations. Where the historical range of natural groundwater fluctuations is unknown, the design must demonstrate that changes in the level of the natural water table, due to construction, will not exceed 0.3m at any time.
- d) Provide tanking of all below ground structures to prevent the entry of all ground water such that they are fully tanked and no on-going dewatering of the site is required.
- e) Provide a Geotechnical and Hydrogeological Monitoring Program that:
 - Will detect any settlement associated with temporary and permanent works and structures;
 - Will detect deflection or movement of temporary and permanent retaining structures (foundation walls, shoring bracing or the like);
 - Will detect vibration in accordance with AS 2187.2-1993 Appendix J including acceptable velocity of vibration (peak particle velocity);
 - Will detect groundwater changes calibrated against natural groundwater variations;
 - Details the location and type of monitoring systems to be utilised;
 - Details the pre-set acceptable limits for peak particle velocity and ground water fluctuations;
 - Details recommended hold points to allow for the inspection and certification of geotechnical and hydro-geological measures by the professional engineer; and;
 - Details a contingency plan.

Standard Condition: C40 (Autotext: CC40)

C.10 Ground Anchors

This development consent does NOT give approval to works or structures over, on or under public roads or footpaths excluding minor works subject to separate Road Opening Permit.

The use of permanent ground anchors under Council land is not permitted.

Temporary ground anchors may be permitted, in accordance with Council's "Rock Anchor Policy", where alternative methods of stabilisation would not be practicable or viable, and where there would be benefits in terms of reduced community impact due to a shorter construction period, reduced disruption to pedestrian and vehicular traffic on adjacent public roads, and a safer working environment.

If temporary ground anchors under Council land are proposed, a separate application, including payment of fees, must be made to Council under Section 138 of the *Roads Act 1993*. Application forms and Council's "Rock Anchor Policy" are available from Council's web-site <http://www.woollahra.nsw.gov.au>. Approval may be granted subject to conditions of consent. Four weeks should be allowed for assessment.

Note: To ensure that this work is completed to Council's satisfaction, this consent by separate condition, may impose one or more Infrastructure Works Bonds.

Note: *Road* has the same meaning as in the *Roads Act 1993*.

Note: Clause 20 of the *Roads (General) Regulation 2000* prohibits excavation in the vicinity of roads as follows: "**Excavations adjacent to road** - A person must not excavate land in the vicinity of a road if the excavation is capable of causing damage to the road (such as by way of subsidence) or to any work or structure on the road." Separate approval is required under the *Roads Act 1993* for any underpinning, shoring, soil anchoring (temporary) or the like within or under any road. Council will not give approval to permanent underpinning, shoring, soil anchoring within or under any road.

Standard Condition: C41 (Autotext: CC41)

C.11 Car and Commercial Parking Details

The *Construction Certificate* plans and specifications required by clause 139 of the Regulation, must include detailed plans and specifications for all bicycle, car and commercial vehicle parking in compliance with AS2890.3:1993 *Parking Facilities - Bicycle Parking Facilities*, AS/NZS 2890.1:2004 : *Parking Facilities - Off-Street Car Parking* and AS 2890.2:2002 – *Off-Street Parking: Commercial Vehicle Facilities* respectively.

Access levels and grades must comply with access levels and grade required by Council under the *Roads Act 1993*.

The *Certifying Authority* has no discretion to reduce or increase the number or area of car parking or commercial parking spaces required to be provided and maintained by this consent.

Standard Condition: C45 (Autotext: CC45)

C.12 Stormwater management plan (Site greater than 500m²)

The *Construction Certificate* plans and specifications, required by Clause 139 of the *Regulation*, must include a *Stormwater Management Plan* for the site. The *Stormwater Management Plan* must detail:

- a) General design in accordance with stormwater plans prepared by ITM Design P/L, dated 15/06/2018, other than amended by this and other conditions;
- b) Compliance the objectives and performance requirements of the BCA;
- c) Any rainwater tank (See Note below) required by BASIX commitments including their overflow connection to the *Stormwater Drainage System*, and
- d) General compliance with the Council's Woollahra DCP 2015 Chapter E2 – Stormwater and Flood Risk Management, and

The *Stormwater Management Plan* must also include the following specific requirements:

Layout plan

A detailed drainage plan at a scale of 1:100 based on drainage calculations prepared in accordance with the Institute of Engineers Australia publication, *Australian Rainfall and Run-off*, 1987 edition or most current version thereof. It must include:

- a) All pipe layouts, dimensions, grades, lengths and material specification,
- b) All invert levels reduced to Australian Height Datum (AHD),
- c) Location and dimensions of all drainage pits,
- d) Point and method of connection to Councils drainage infrastructure, and
- e) Overland flow paths over impervious areas.

Note: This Condition is imposed to ensure that site stormwater is disposed of in a controlled and sustainable manner.

Note: The collection, storage and use of rainwater is to be in accordance with *Standards Australia HB230-2008 "Rainwater Tank Design and Installation Handbook"*.

Standard Condition: C.51 (Autotext CC51)

C.13 Flood protection

The *Construction Certificate* plans and specifications, required by Clause 139 of the *Regulation*, must include a Flood Risk Management Plan on the basis of a 1:100 year Flood Level detailing:

- a) *The basement carpark is to be protected by a physical threshold set at the flood planning level of 4.79m AHD.*
- b) *The entry levels are to be set at the following flood planning levels:*
 - *RL4.56m AHD for retail 1 off Bay Street*
 - *RL4.32m AHD for retail 1 off Gumtree Lane*
 - *RL5.35 m AHD for retail the through link*
 - *RL5.49 for the residential lobby*
 - *RL5.49 m for the retail store 2*

- c) *The substation is to be protected from flooding to the flood planning level of RL4.9m AHD by either physical permanently fixed barriers or fully automatic flood barriers.*
- d) *Permanent flood risk management plans are to be displayed in areas frequented by the occupants. Such as in the lift.*
- e) *Flood compatible materials are to be used for all construction below the flood planning level.*
- f) *All flood exposed electrical equipment below the flood planning level is to be waterproofed.*
- g) *The basement/ carpark is to be waterproofed (fully tanked.)*

Note: The revised driveway profile, gradients and transitions must be in accordance with Australian Standard 2890.1 – 2004, Part 1 (Off-street car parking). The driveway profile submitted to Council must contain all relevant details: reduced levels, proposed grades and distances. Council will not allow alteration to existing reduced levels within the road or any other public place to achieve flood protection.

C.14 Land Contamination

- Given the limited nature of the Preliminary Investigation due to site constraints, confirmation of the contamination status of the site in the form of a Detailed Investigation will need to be undertaken *post –demolition of the existing buildings*. The Detailed Investigation shall be undertaken in accordance with the *NSW EPA Sampling Guidelines (1995)*, the *DECCW's Guidelines for the NSW Site Auditor Scheme, 2nd Edition, 2006*.
- If the land is contaminated then a remedial action plan sufficient for compatibility with the proposed use, supported by a Site Audit Statement must be provided to the Council's satisfaction, and
- After completion of any remedial works required by the *remedial action plan*, that the applicant provide a copy of a validation report, supported by a Site Audit Statement to Council's satisfaction before the issuing of any occupation certificate.

C.15 Acid Sulfate Soils

- Further sampling being undertaken to provide coverage of the site and determine the lateral and vertical extent of PASS on the development site in accordance with ASSMAC Assessment Guidelines 1998 following demolition of existing building.
- On completion of further investigation and sampling the ASSMP must be submitted to Council and be approved by Council prior to the carrying out of any further works.

C.16 Groundwater

- Additional groundwater monitoring should be undertaken *post demolition and prior to excavation works*. The information gained by the additional groundwater

monitoring shall be assessed the nominated Environmental Consultant with additional reports forwarded to Council for comment.

C.17 Waste Storage – Mixed Developments (both commercial and residential)

The *Construction Certificate* plans and specifications required by Clause 139 of the Regulation, must include detailed plans and specifications must make provision for:

- a) The storage of waste and recycling bins behind the building line or within non-habitable areas of the building,
- b) Two separate centralised waste and recycling rooms or areas, one for commercial waste and one for residential waste. They must be self-contained and have separate keys and locking systems.
- c) The path for wheeling bins between the waste and recycling storage area and the collection point must be free of steps and kerbs and having a maximum grade of 1:8. The waste storage area must be as close as possible to the service road collection point.
- d) Bins to be stored with lids down to prevent vermin from entering the waste containers.
- e) Smooth impervious floor graded to a floor waste and provided with a tap and hose to facilitate regular cleaning of the bins. A waste storage area that is located internal to the building must be fitted with both a hot and cold water supply and hose cocks. Wastewater must be discharged to the sewer in accordance with the requirements of Sydney Water.
- f) Walls and ceilings of the waste storage area must be constructed of an impervious material with a smooth finish. The junction between the walls and the floor must be covered with a minimum radius of 25mm to prevent the accumulation of waste matter.
- g) The garbage storage area must be well lit to enable use at night. A timer switch must be fitted to the light fitting to ensure the light is turned off after use.
- h) Odour problems must be minimised by exhaust ventilation.
- i) Both putrescible and recycling bins/crates must be stored together. Recycling bins must never stand alone. They must always be located beside putrescible waste bins. Putrescible bins must be located closest to the entrance to the waste storage room.
- j) Signage on the correct use of the waste management system and what materials may be recycled must be posted in the communal waste storage cupboard/ room or bin bay.

Standard Condition: C18

C.18 Light & Ventilation

The *Construction Certificate* plans and specifications, required to be submitted to the *Certifying Authority* pursuant to clause 139 of the *Regulation*, must detail all a lighting, mechanical ventilation or air-conditioning systems complying with Part F.4 of the *BCA* or clause 3.8.4 and 3.8.5 of the *BCA* Housing Provisions, inclusive of [AS 1668.1](#), [AS 1668.2](#) and [AS/NZS 3666.1](#). If an alternate solution is proposed then the *Construction Certificate* application must include a statement as to how the performance requirements of the *BCA* are to be complied with and support the performance based solution by expert *evidence of suitability*. This condition does not set aside the

mandatory requirements of the *Public Health (Microbial Control) Regulation* 2000 in relation to *regulated systems*. This condition does not set aside the effect of the *Protection of the Environment Operations Act* 1997 in relation to offensive noise or odour.

Note: Clause 98 of the Regulation requires compliance with the BCA. Clause 145 of the *Regulation* prevents the issue of a *Construction Certificate* unless the *Accredited Certifier/Council* is satisfied that compliance has been achieved. Schedule 1, Part 3 of the *Regulation* details what information must be submitted with any *Construction Certificate*. It is the Applicant's responsibility to demonstrate compliance through the Construction Certificate application process. Applicants must also consider possible noise and odour nuisances that may arise. The provisions of the *Protection of the Environment Operations Act* 1997 have overriding effect if offensive noise or odour arises from the use. Applicant's must pay attention to the location of air intakes and air exhausts relative to sources of potentially contaminated air and neighbouring windows and air intakes respectively, see section 2 and 3 of [AS 1668.2](#).

Standard Condition C59

C.19 Acoustic Certification of Mechanical Plant & Equipment

The *Construction Certificate* plans and specification required to be submitted pursuant to clause 139 of the *Regulation* must be accompanied by a certificate from a *professional engineer* (acoustic engineer) certifying that the noise level measured at any boundary of the site at any time while the proposed mechanical plant and equipment is operating will not exceed the *background noise level*. Where noise sensitive receivers are located within the site, the noise level is measured from the nearest strata, stratum or community title land and must not exceed *background noise level*, at any time.

The *background noise level* is the underlying level present in the ambient noise, excluding the subject noise source, when extraneous noise is removed. For assessment purposes the background noise level is the $L_{A90, 15 \text{ minute}}$ level measured by a sound level meter.

Where sound attenuation is required this must be detailed.

Note: Further information including lists of Acoustic Engineers can be obtained from:

1. **Australian Acoustical Society**—professional society of noise-related professionals ([www.acoustics.asn.au /index.php](http://www.acoustics.asn.au/index.php)).
2. **Association of Australian Acoustical Consultants**—professional society of noise related professionals (www.aaac.org.au).

Standard Condition: C62

C.20 Design sound levels for building interiors

The *Construction Certificate* plans and specifications required by clause 139 of the *Regulation*, must provide details showing how the recommendations of the Environmental Noise Impact Assessment, prepared by **Renzo Tonin & Associates** will be implemented.

Design sound levels for building interiors should not exceed those recommended maximum design sound levels, L_{Aeq} , dB(A) specified by AS 2107-2000, *Acoustics - Recommended design sound levels and reverberation times for building interiors*.

Note: The design sound levels given in AS 2107-2000 are not necessarily appropriate in all circumstances. In particular, lower noise levels may be appropriate in quiet environments or

where expectations of quality are high. For example, lower design sound levels than those given as satisfactory in AS 2107-2000 may be preferred for luxury hotels and apartments. However, additional costs will be incurred in achieving sufficient sound attenuation between spaces for acoustic privacy requirements. For each 5 dB reduction in the ambient sound level, 5 dB must be added to the overall sound isolation performance of the dividing elements to maintain the same level of acoustic privacy. There could also be additional costs associated with the provision of quieter building services. As a minimum compliance with the *BCA* is mandatory.

Standard Condition: C63

C.21 Ventilation - Enclosures used by Vehicles (Car parks, automotive service, enclosed driveways, loading docks and the like)

The (*nominate enclosure*) in which vehicles powered by internal combustion engines are parked, serviced or operated are required to comply with Section 4 'Ventilation of Enclosures used by Vehicles with Internal Combustion Engines' of Australian Standard 1668.2-1991. In general air distribution must achieve uniform dilution of contaminants in the garage and maintain contaminant concentrations below recommended exposure standards.

The (*nominate enclosure*) must be naturally ventilated or provided with a combination of both supply and exhaust mechanical ventilation. The applicant is to determine the method of ventilation of the (*nominate enclosure*) and provide details to the Certifying Authority accordingly. Except as varied in accordance with Clause 4.4.1 (a), (b) or (c), the (*nominate enclosure*) shall be mechanically ventilated by a combination of general exhaust and supply flow rates in accordance with Australian Standard 1668.2-1991.

C.22 Ventilation - Internal Sanitary Rooms

All internal sanitary rooms and laundry facilities not provided with natural ventilation must be provided with a system of mechanical exhaust ventilation in accordance with *Table B1 Minimum Exhaust Ventilation Flow Rates of AS 1668.2-1991*. Details of any proposed mechanical ventilation system(s) being submitted with the Construction Certificate plans and specifications, required to be submitted to the Certifying Authority demonstrating compliance with AS 1668 Parts 1 & 2.

D. Conditions which must be satisfied prior to the commencement of any development work

D.1 Compliance with Building Code of Australia and insurance requirements under the [Home Building Act 1989](#)

For the purposes of section 80A (11) of the Act, the following conditions are prescribed in relation to a development consent for development that involves any building work:

- a) that the work must be carried out in accordance with the requirements of the Building Code of Australia,
- b) in the case of residential building work for which *the* [Home Building Act 1989](#) requires there to be a contract of insurance in force in accordance with Part 6 of that Act, that such a contract of insurance is in force before any building work authorised to be carried out by the consent commences.

This condition does not apply:

- a) to the extent to which an exemption is in force under *the Home Building Regulation 2004*,
- b) to the erection of a temporary building.

In this condition, a reference to the *BCA* is a reference to that code as in force on the date the application for the relevant construction certificate is made.

Note: This condition must be satisfied prior to commencement of any work in relation to the contract of insurance under the Home Building Act 1989. This condition also has effect during the carrying out of all building work with respect to compliance with the Building Code of Australia.

Note: All new guttering is to comply with the provisions of Part 3.5.2 of the Building Code of Australia.
Standard Condition: D1 (Autotext DD1)

D.2 Notice of completion of category 1 remediation work

Pursuant to clause 17 of *State Environmental Planning Policy No 55 - Remediation of Land*, notice of completion of a category 1 remediation work must be given to the council within 30 days after the completion of the work
This notice must be in accordance with clause 18 of SEPP 55.

Note: Category 1 remediation work is defined in clause 9 of SEPP 55.
Standard Condition: D3 (Autotext DD3)

D.3 Dilapidation Reports for existing buildings

Dilapidation surveys must be conducted and dilapidation reports prepared by a *professional engineer* (structural) of all buildings on land whose title boundary abuts the site and of such further buildings located within the likely “zone of influence” of any excavation, dewatering and/or construction induced vibration.

These properties must include (but is not limited to)

- a) **No. 19 Bay Street;**
- b) **No. 29-33 Bay Street**

The dilapidation reports must be completed and submitted to *Council* with the *Notice of Commencement* prior to the commencement of any *development work*.

Where excavation of the site will extend below the level of any immediately adjoining building the *principal contractor* or *owner builder* must give the adjoining building owner(s) a copy of the dilapidation report for their building(s) and a copy of the *notice of commencement* required by s81A(2) of the *Act* not less than two (2) days prior to the commencement of any work.

Note: The reasons for this condition are:

- To provide a record of the condition of buildings prior to development being carried out
- To encourage developers and its contractors to use construction techniques that will minimise the risk of damage to buildings on neighbouring land

Note: Also refer to the Dilapidation Report Advising for more information regarding this condition
Standard Condition: D4 (Autotext DD4)

D.4 Adjoining buildings founded on loose foundation materials

The *principal contractor* must ensure that a *professional engineer* determines the possibility of any adjoining buildings founded on loose foundation materials being affected by piling, piers or excavation. The *professional engineer* (geotechnical consultant) must assess the requirements for underpinning any adjoining or adjacent buildings founded on such soil on a case by case basis and the *principal contractor* must comply with any reasonable direction of the *professional engineer*.

Note: A failure by contractors to adequately assess and seek professional engineering (geotechnical) advice to ensure that appropriate underpinning and support to adjoining land is maintained prior to commencement may result in damage to adjoining land and buildings. Such contractors are likely to be held responsible for any damages arising from the removal of any support to supported land as defined by section 177 of the *Conveyancing Act 1919*.

Standard Condition: D6 (Autotext DD6)

D.5 Piezometers for the monitoring of Ground Water Levels (GWL)

The *principal contractor* must be provide 2 piezometers within the excavation area and a further 2 piezometers around the perimeter of the wall. The piezometers are to be installed to monitor groundwater levels before and during all dewatering works for the construction phase.

The Ground Water Levels monitoring wells and monitoring program must be maintained until the issue of the *Final Occupation Certificate*.

Ground Water Levels are to be regularly monitored during the course of the works as required by the Work Method Statement for the control of Ground Water Levels. Any damaged piezometers are to be replaced to allow uninterrupted monitoring.

Where there are any movements in the Ground Water Levels outside a safe range set by the Work Method Statement for the control of Ground Water Levels corrective action must be undertaken under the direction of the *professional engineer* (hydrological/geotechnical engineer).

Standard Condition: D7 (Autotext DD7)

D.6 Construction Management Plan

As a result of the site constraints, limited space and access a Construction Management Plan (CMP) is to be submitted to Council. Also, due to lack of on-street parking a Work Zone may be required during construction.

The principal contractor or owner must submit an application for approval of the Construction Management Plan by Council's Traffic Engineer and pay all fees associated with the application. The plan must be submitted as a self-contained document that outlines the nature of the construction project and as applicable, include the following information:-

- a) Detail the scope of the works to be completed including details of the various stages, e.g. Demolition, Excavation, Construction etc. and the duration of each stage.

- b) Identify local traffic routes to be used by construction vehicles.
- c) Identify ways to manage construction works to address impacts on local traffic routes.
- d) Identify other developments that may be occurring in the area and identify ways to minimise the cumulative traffic impact of these developments. Should other developments be occurring in close proximity (500m or in the same street) to the subject site, the developer/builder is to liaise fortnightly with the other developers/builders undertaking work in the area in order to minimise the cumulative traffic and parking impacts of the developments.
- e) Detail how construction workers will travel to and from the site and parking arrangements for those that drive.
- f) Identify any proposed road closures, temporary traffic routes, loss of pedestrian or cyclist access or reversing manoeuvres onto a public road and provide Traffic Control Plans (TCPs) prepared by an accredited RMS Red or Orange card holder to manage these temporary changes.
- g) Detail the size (including dimensions), numbers and frequency of arrival of the construction vehicles that will service the site for each stage of works.
- h) Provide for the standing of vehicles during construction.
- i) If construction vehicles are to be accommodated on the site, provide a scaled drawing showing where these vehicles will stand and the vehicle swept path to show that these vehicles can access and egress the site in a forward direction (including dimensions and all adjacent traffic control devices, such as parking restrictions, pedestrian facilities, kerb extensions, etc.).
- j) If trucks are to be accommodated on Council property, provide a scaled drawing showing the location of any proposed Works Zone (including dimensions and all adjacent traffic control devices, such as parking restrictions, pedestrian facilities, kerb extensions, etc.).
- k) Show the location of any site sheds and any anticipated use of cranes and concrete pumps and identify the relevant permits that will be required.
- l) If a crane/s are to be accommodated on site, detail how the crane/s will be erected and removed, including the location, number and size of vehicles involved in the erection/removal of the crane/s, the duration of the operation and the proposed day and times, any full or partial road closures required to erect or remove the crane/s and appropriate Traffic Control Plans (TCPs) prepared by an approved RMS Red or Orange Card holder.
- m) Make provision for all materials, plant, etc. to be stored within the development site at all times during construction.
- n) State that any oversized vehicles proposed to operate on Council property (including Council approved Works Zones) will attain a Permit to Stand Plant on each occasion (Note: Oversized vehicles are vehicles longer than 7.5m or heavier than 4.5T).
- o) Show the location of any proposed excavation and estimated volumes.
- p) When demolition, excavation and construction works are to be undertaken on school days, all vehicular movements associated with this work shall only be undertaken between the hours of 9.30am and 2.30pm, in order to minimise disruption to the traffic network during school pick up and drop off times.
- q) Show the location of all Tree Protection (Exclusion) zones (Note: storage of building materials or access through Reserve will not be permitted without prior approval by Council).

Note: A minimum of eight weeks will be required for assessment. Work must not commence until the Construction Management Plan is approved. Failure to comply with this condition may result in fines and proceedings to stop work.
Standard Condition: D9 (Autotext: DD9)

D.7 Works (Construction) Zone – Approval & Implementation

A works zone may be required for this development. The *principal contractor* or *owner* can apply for a works zone. If the works zone is approved the *principal contractor* or *owner* must pay all fees for this works zone before it can be installed.

The *principal contractor* must pay all fees associated with the application and occupation and use of the road as a works zone. All works zone signs must have been erected by Council to permit enforcement of the works zone by Rangers and Police before commencement of any work. Signs are not erected until full payment of works zone fees.

Note: The *principal contractor* or *owner* must allow not less than four to six weeks (for routine applications) from the date of making an application to the Traffic Committee (Woollahra Local Traffic Committee) constituted under the Clause 22 of the *Transport Administration (General) Regulation 2000* to exercise those functions delegated by the Roads and Traffic Authority under Section 50 of the *Transport Administration Act 1988*.

Note: The enforcement of the works zone is at the discretion of Council's Rangers and the NSW Police Service. The principal contractor must report any breach of the works zone to either Council or the NSW Police Service.

Standard Condition: D10 (Autotext DD10)

D.8 Erosion and Sediment Controls – Installation

The *principal contractor* or *owner builder* must install and maintain water pollution, erosion and sedimentation controls in accordance with:

- a) The *Soil and Water Management Plan* if required under this consent;
- b) “*Do it Right On Site, Soil and Water Management for the Construction Industry*” published by the Southern Sydney Regional Organisation of Councils, 2001; and
- c) “*Managing Urban Stormwater - Soils and Construction*” published by the NSW Department of Housing 4th Edition” (‘The Blue Book’).

Where there is any conflict The Blue Book takes precedence.

Note: The International Erosion Control Association – Australasia (<http://www.austieca.com.au/>) lists consultant experts who can assist in ensuring compliance with this condition. Where Soil and Water Management Plan is required for larger projects it is recommended that this be produced by a member of the International Erosion Control Association – Australasia.

Note: The “Do it Right On Site, Soil and Water Management for the Construction Industry” publications can be down loaded free of charge from www.woollahra.nsw.gov.au.

Note: A failure to comply with this condition may result in penalty infringement notices, prosecution, notices and orders under the Act and/or the *Protection of the Environment Operations Act 1997* **without any further warning**. It is a criminal offence to cause, permit or allow pollution.

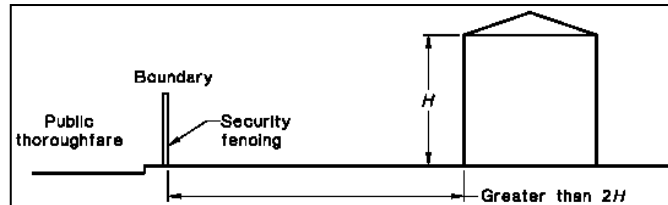
Note: Section 257 of the *Protection of the Environment Operations Act 1997* provides inter alia that “the occupier of premises at or from which any pollution occurs is taken to have caused the pollution”

Warning: Irrespective of this condition any person occupying the site may be subject to proceedings under the *Protection of the Environment Operations Act 1997* where pollution is caused, permitted or allowed as the result of their occupation of the land being developed.

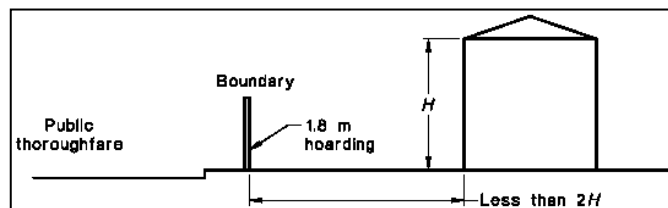
Standard Condition: D14 (Autotext DD14)

D.9 Security Fencing, Hoarding and Overhead Protection

Security fencing must be provided around the perimeter of the development site, including any additional precautionary measures taken to prevent unauthorised entry to the site at all times during the demolition, excavation and construction period. Security fencing must be the equivalent 1.8m high chain wire as specified in AS 1725.



Where the development site adjoins a public thoroughfare, the common boundary between them must be fenced for its full length with a hoarding, unless the least horizontal distance between the common boundary and the nearest parts of the structure is greater than twice the height of the structure. The hoarding must be constructed of solid materials (chain wire or the like is not acceptable) to a height of not less than 1.8 m adjacent to the thoroughfare.



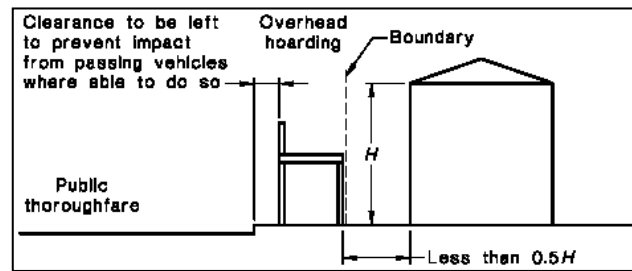
Where a development site adjoins a public thoroughfare with a footpath alongside the common boundary then, in addition to the hoarding required above, the footpath must be covered by an *overhead protective structure* and the facing facade protected by heavy-duty scaffolding, unless either:

- The vertical height above footpath level of the structure being demolished is less than 4.0 m; or
- The least horizontal distance between footpath and the nearest part of the structure is greater than half the height of the structure.

The overhead structure must consist of a horizontal platform of solid construction and vertical supports, and the platform must:

- Extend from the common boundary to 200mm from the edge of the carriageway for the full length of the boundary;
- Have a clear height above the footpath of not less than 2.1 m;
- Terminate 200mm from the edge of the carriageway (clearance to be left to prevent impact from passing vehicles) with a continuous solid upstand projecting not less than 0.5 m above the platform surface; and

- d) Together with its supports, be designed for a uniformly distributed live load of not less than 7 kPa.



The *principal contractor* or *owner builder* must pay all fees associated with the application and occupation and use of the road (footway) for required hoarding or overhead protection.

The *principal contractor* or *owner builder* must ensure that Overhead Protective Structures are installed and maintained in accordance with WorkCover NSW Code of Practice - Overhead Protective Structures, gazetted 16 December 1994, as commenced 20 March 1995. This can be downloaded from:

http://www.workcover.nsw.gov.au/formspublications/publications/Pages/WC00017_OverheadProtectiveStructuresCodeofPracti.aspx

Security fencing, hoarding and overhead protective structure must not obstruct access to utilities services including but not limited to man holes, pits, stop valves, fire hydrants or the like.

Note: The *principal contractor* or *owner* must allow not less than two (2) weeks from the date of making a hoarding application for determination. Any approval for a hoarding or overhead protection under the *Roads Act 1993* will be subject to its own conditions and fees.

Standard Condition: D11 (Autotext DD11)

D.10 Site Signs

The *Principal Contractor* or *owner builder* must ensure that the sign/s required by clauses 98A and 227A of the *Regulation* is/are erected and maintained at all times.

Clause 98A of the *Regulation* provides:

Erection of signs

- For the purposes of section 80A (11) of the *Act*, the requirements of subclauses (2) and (3) are prescribed as conditions of a development consent for development that involves any building work, subdivision work or demolition work.
- A sign must be erected in a prominent position on any site on which building work, subdivision work or demolition work is being carried out:
 - a. showing the name, address and telephone number of the principal certifying authority for the work, and
 - b. showing the name of the principal contractor (if any) for any building work and a telephone number on which that person may be contacted outside working hours, and
 - c. stating that unauthorised entry to the work site is prohibited.
- Any such sign is to be maintained while the building work, subdivision work or demolition work is being carried out, but must be removed when the work has been completed.
- This clause does not apply in relation to building work, subdivision work or demolition work that is carried out inside an existing building that does not affect the external walls of the building.

- This clause does not apply in relation to Crown building work that is certified, in accordance with section 116G of the Act, to comply with the technical provisions of the State's building laws."

Clause 227A of the Regulation provides:

Signs on development sites

If there is a person who is the PCA or the principal contractor for any building work, subdivision work or demolition work authorised to be carried out on a site by a development consent or complying development certificate:

- Each such person **MUST** ensure that a rigid and durable sign showing the person's identifying particulars so that they can be read easily by anyone in any public road or other public place adjacent to the site is erected in a prominent position on the site before the commencement of work, and is maintained on the site at all times while this clause applies until the work has been carried out.

Note: Clause 227A imposes a penalty exceeding \$1,000 if these requirements are not complied with.

Note: If *Council* is appointed as the *PCA* it will provide the sign to the *principal contractor or owner builder* who must ensure that the sign is erected and maintained as required by Clause 98A and Clause 227A of the *Regulation*.

Standard Condition: D12 (Autotext DD12)

D.11 Toilet Facilities

Toilet facilities are to be provided, at or in the vicinity of the work site on which work involved in the erection or demolition of a building is being carried out, at the rate of one toilet for every 20 persons or part of 20 persons employed at the site. Each toilet provided:

- a) Must be a standard flushing toilet, and
- b) Must be connected to a public sewer, or
- c) If connection to a public sewer is not practicable, to an accredited sewage management facility approved by the council, or
- d) If connection to a public sewer or an accredited sewage management facility is not practicable, to some other sewage management facility approved by the council.

The provision of toilet facilities in accordance with this condition must be completed before any other work is commenced.

In this condition:

accredited sewage management facility means a sewage management facility to which Division 4A of Part 3 of the *Local Government (Approvals) Regulation 1993* applies, being a sewage management facility that is installed or constructed to a design or plan the subject of a certificate of accreditation referred to in clause 95B of the *Local Government (Approvals) Regulation 1993*.

approved by the council means the subject of an approval in force under Division 1 of Part 3 of the *Local Government (Approvals) Regulation 1993*.

public sewer has the same meaning as it has in the *Local Government (Approvals) Regulation 1993*.

sewage management facility has the same meaning as it has in the *Local Government (Approvals) Regulation 1993*.

Note: This condition does not set aside the requirement to comply with Workcover NSW requirements.

Standard Condition: D13 (Autotext DD13)

D.12 Erosion and Sediment Controls – Installation

The *principal contractor* or *owner builder* must install and maintain water pollution, erosion and sedimentation controls in accordance with:

- d) The *Soil and Water Management Plan* if required under this consent;
- e) “*Do it Right On Site, Soil and Water Management for the Construction Industry*” published by the Southern Sydney Regional Organisation of Councils, 2001; and
- f) “*Managing Urban Stormwater - Soils and Construction*” published by the NSW Department of Housing 4th Edition” (“The Blue Book”).

Where there is any conflict The Blue Book takes precedence.

Note: The International Erosion Control Association – Australasia (<http://www.austieca.com.au/>) lists consultant experts who can assist in ensuring compliance with this condition. Where Soil and Water Management Plan is required for larger projects it is recommended that this be produced by a member of the International Erosion Control Association – Australasia.

Note: The “Do it Right On Site, Soil and Water Management for the Construction Industry” publications can be down loaded free of charge from www.woollahra.nsw.gov.au.

Note: A failure to comply with this condition may result in penalty infringement notices, prosecution, notices and orders under the Act and/or the *Protection of the Environment Operations Act 1997* **without any further warning**. It is a criminal offence to cause, permit or allow pollution.

Note: Section 257 of the *Protection of the Environment Operations Act 1997* provides inter alia that “the occupier of premises at or from which any pollution occurs is taken to have caused the pollution”

Warning: Irrespective of this condition any person occupying the site may be subject to proceedings under the *Protection of the Environment Operations Act 1997* where pollution is caused, permitted or allowed as the result of their occupation of the land being developed.

Standard Condition: D14 (Autotext DD14)

D.13 Building - Construction Certificate, Appointment of Principal Certifying Authority, Appointment of Principal Contractor and Notice of Commencement (s81A(2) of the Act)

The erection of the building in accordance with this development consent must not be commenced until:

- a) A construction certificate for the building work has been issued by the consent authority, the council (if the council is not the consent authority) or an accredited Certifier, and
- b) The person having the benefit of the development consent has:
 - Appointed a principal certifying authority for the building work, and
 - Notified the principal certifying authority that the person will carry out the building work as an owner-builder, if that is the case, and
- c) The principal certifying authority has, no later than 2 days before the building work commences:
 - Notified the consent authority and the council (if the council is not the consent authority) of his or her appointment, and
 - Notified the person having the benefit of the development consent of any critical stage inspections and other inspections that are to be carried out in respect of the building work, and

- d) The person having the benefit of the development consent, if not carrying out the work as an owner-builder, has:
- Appointed a principal contractor for the building work who must be the holder of a contractor licence if any residential building work is involved, and
 - Notified the principal certifying authority of any such appointment, and
 - Unless that person is the principal contractor, notified the principal contractor of any critical stage inspections and other inspections that are to be carried out in respect of the building work, and
 - Given at least 2 days' notice to the council of the person's intention to commence the erection of the building.

Note: *building* has the same meaning as in section 4 of the *Act* and includes part of a building and any structure or part of a structure.

Note: *new building* has the same meaning as in section 109H of the *Act* and includes an altered portion of, or an extension to, an existing building.

Note: The commencement of demolition works associated with an altered portion of, or an extension to, an existing building is considered to be the commencement of building work requiring compliance with section 82A(2) of the *Act* (including the need for a *Construction Certificate*) prior to any demolition work. See: *Over our Dead Body Society Inc v Byron Bay Community Association Inc* [2001] NSWLEC 125.

Note: *Construction Certificate* Application, PCA Service Agreement and *Notice of Commencement* forms can be downloaded from Council's website www.woollahra.nsw.gov.au.

Note: It is an offence for any person to carry out the erection of a *building* in breach of this condition and in breach of section 81A(2) of the *Act*.

Standard Condition: D15 (Autotext DD15)

D.14 Establishment of boundary location, building location and datum

Prior to the commencement of any work the principal contractor or owner builder must ensure that a surveyor registered under the *Surveying Act* 2002 sets out:

- a) The boundaries of the *site* by permanent marks (including permanent recovery points);
- b) The location and level of foundation excavations, footings, walls and slabs by permanent marks, pegs or profiles relative to the boundaries of the land and relative to Australian Height Datum ("AHD") in compliance with the approved plans;
- c) Establishes a permanent datum point (bench mark) within the boundaries of the *site* relative to AHD; and
- d) Provides a copy of a survey report by the registered surveyor detailing, the title boundaries, pegs/profiles, recovery points and bench mark locations as established pursuant to this condition to the PCA.

Note: Where the *principal contractor* or *owner builder* notes any discrepancy between the approved development consent and the *Construction Certificate*, especially in relation to the height, location or external configuration of the building (but not limited to these issues) the *principal contractor* or *owner builder* should not proceed until satisfied that the variations as shown are consistent with the consent. Failure to do so may result in a breach of development consent.

Note: On larger developments, or where boundary redefinition is required, the placement of new State Survey Marks as permanent marks should be considered by the registered surveyor.

Standard Condition: D18 (Autotext DD18)

E. Conditions which must be satisfied during any development work**E.1 Compliance with Building Code of Australia and insurance requirements under the [Home Building Act 1989](#)**

For the purposes of section 80A (11) of the Act, the following condition is prescribed in relation to a development consent for development that involves any building work:

- a) That the work must be carried out in accordance with the requirements of the Building Code of Australia,
- b) In the case of residential building work for which the [Home Building Act 1989](#) requires there to be a contract of insurance in force in accordance with Part 6 of that Act, that such a contract of insurance is in force before any building work authorised to be carried out by the consent commences.

This condition does not apply:

- a) To the extent to which an exemption is in force under clause 187 or 188, subject to the terms of any condition or requirement referred to in clause 187 (6) or 188 (4) of the Regulation, or
- b) To the erection of a temporary building.

In this clause, a reference to the BCA is a reference to that Code as in force on the date the application for the relevant construction certificate is made.

Note: All new guttering is to comply with the provisions of Part 3.5.2 of the Building Code of Australia.
Standard Condition: E1 (Autotext EE1)

E.2 Compliance with Australian Standard for Demolition

Demolition of buildings and structures must comply with Australian Standard AS 2601—2001: The Demolition of Structures, published by Standards Australia, and as in force at 13 September 2001.

Standard Condition: E2 (Autotext EE2)

E.3 Compliance with Construction Management Plan

All development activities and traffic movements must be carried out in accordance with the approved construction management plan. All controls in the Plan must be maintained at all times. A copy of the Plan must be kept on-site at all times and made available to the *PCA* or *Council* on request.

Note: Irrespective of the provisions of the Construction Management Plan the provisions of traffic and parking legislation prevails.

Standard Condition: E3 (Autotext EE3)

E.4 Requirement to notify about new evidence

Any new information which comes to light during remediation, demolition or construction works which has the potential to alter previous conclusions about site

contamination, heritage significance, threatened species or other relevant matters must be immediately notified to Council and the Principal Certifying Authority.

Standard Condition: E4 (Autotext EE4)

E.5 Critical Stage Inspections

Critical stage inspections must be called for by the *principal contractor* or *owner builder* as required by the PCA, any PCA service agreement, the *Act* and the *Regulation*.

Work must not proceed beyond each critical stage until the PCA is satisfied that work is proceeding in accordance with this consent, the Construction Certificate(s) and the *Act*. *Critical stage inspections* means the inspections prescribed by the *Regulations* for the purposes of section 109E(3)(d) of the *Act* or as required by the *PCA* and any PCA Service Agreement.

Note: The PCA may require inspections beyond mandatory critical stage inspections in order that the PCA be satisfied that work is proceeding in accordance with this consent.

Note: The PCA may, in addition to inspections, require the submission of *Compliance Certificates*, survey reports or evidence of suitability in accordance with Part A2.2 of the BCA in relation to any matter relevant to the development.

Standard Condition: E5 (Autotext EE5)

E.6 Hours of Work –Amenity of the neighbourhood

- a) No *work* must take place on any Sunday or public holiday,
- b) No *work* must take place before 7am or after 5pm any weekday,
- c) No *work* must take place before 7am or after 1pm any Saturday,
- d) The following *work* **must not** take place before 9am or after 4pm any weekday, or before 9am or after 1pm any Saturday or at any time on a Sunday or public holiday;
 - (i) Piling;
 - (ii) Piering;
 - (iii) Rock or concrete cutting, boring or drilling;
 - (iv) Rock breaking;
 - (v) Rock sawing;
 - (vi) Jack hammering; or
 - (vii) Machine excavation,
- e) No loading or unloading of material or equipment associated with the activities listed in part d) above must take place before 9am or after 4pm any weekday, or before 9am or after 1pm any Saturday or at any time on a Sunday or public holiday
- f) No operation of any equipment associated with the activities listed in part d) above must take place before 9am or after 4pm any weekday, or before 9am or after 1pm any Saturday or at any time on a Sunday or public holiday
- g) No rock excavation being cutting, boring, drilling, breaking, sawing, jack hammering or bulk excavation of rock, must occur without a 15 minute break every hour.

This condition has been imposed to mitigate the impact of work upon the amenity of the neighbourhood. Impact of work includes, but is not limited to, noise, vibration, dust, odour, traffic and parking impacts.

Note: The use of noise and vibration generating plant and equipment and vehicular traffic, including trucks in particular, significantly degrade the amenity of neighbourhoods and more onerous restrictions apply to these activities. This more invasive work generally occurs during the foundation and bulk excavation stages of development. If you are in doubt as to whether or not a particular activity is considered to be subject to the more onerous requirement (9am to 4pm weekdays and 9am to 1pm Saturdays) please consult with Council.

Note: Each and every breach of this condition by any person may be subject to separate penalty infringement notice or prosecution.

Note: The delivery and removal of plant, equipment and machinery associated with wide loads subject to RTA and Police restrictions on their movement outside the approved hours of work will be considered on a case by case basis.

Note: Compliance with these hours of work does not affect the rights of any person to seek a remedy to offensive noise as defined by the *Protection of the Environment Operations Act 1997*, the *Protection of the Environment Operations (Noise Control) Regulation 2000*.

Note: EPA Guidelines can be down loaded from <http://www.epa.nsw.gov.au/noise/nglg.htm> .

Note: see http://www.epa.nsw.gov.au/resources/ci_build_sheet7.pdf

Standard Condition: E6 (Autotext EE6)

E.7 Public Footpaths – Safety, Access and Maintenance

The *principal contractor* or *owner builder* and any other person acting with the benefit of this consent must:

- a) Not erect or maintain any gate or fence swing out or encroaching upon the road or the footway.
- b) Not use the road or footway for the storage of any article, material, matter, waste or thing.
- c) Not use the road or footway for any *work*.
- d) Keep the road and footway in good repair free of any trip hazard or obstruction.
- e) Not stand any plant and equipment upon the road or footway.
- f) Provide a clear safe pedestrian route a minimum of 1.5m wide.
- g) Protect heritage listed street name inlays in the footpath which are not to be removed or damaged during development.

This condition does not apply to the extent that a permit or approval exists under the section 73 of the *Road Transport (Safety and Traffic Management) Act 1999*, section 138 of the *Roads Act 1993* or section 94 of the *Local Government Act 1993* except that at all time compliance is required with:

- a) Australian Standard AS 1742 (Set) Manual of uniform traffic control devices and all relevant parts of this set of standards.
- b) Australian Road Rules to the extent they are adopted under the *Road Transport (Safety and Traffic Management) (Road Rules) Regulation 1999*.

Note: Section 73 of the *Road Transport (Safety and Traffic Management) Act 1999* allows the Police to close any road or road related area to traffic during any temporary obstruction or danger to traffic or for any temporary purpose. Any road closure requires Police approval.

Note: Section 138 of the *Roads Act 1993* provides that a person must not:

- erect a structure or carry out a work in, on or over a public road, or
- dig up or disturb the surface of a public road, or

- remove or interfere with a structure, work or tree on a public road, or
- pump water into a public road from any land adjoining the road, or
- connect a road (whether public or private) to a classified road, otherwise than with the consent of the appropriate roads authority.

Note: Section 68 of the *Local Government Act* 1993 provides that a person may carry out certain activities only with the prior approval of the council including:

- Part C Management of Waste:
 - a. For fee or reward, transport waste over or under a public place
 - b. Place waste in a public place
 - c. Place a waste storage container in a public place.”
 - Part E Public roads:
 - a. Swing or hoist goods across or over any part of a public road by means of a lift, hoist or tackle projecting over the footway
 - b. Expose or allow to be exposed (whether for sale or otherwise) any article in or on or so as to overhang any part of the road or outside a shop window or doorway abutting the road, or hang an article beneath an awning over the road.”
 - c. Any work in, on or over the Road or Footway requires *Council* Approval and in the case of classified roads the NSW Roads and Traffic Authority. Road includes that portion of the road uses as a footway.
- Standard Condition: E7 (Autotext EE7)

E.8 Maintenance of Environmental Controls

The *principal contractor* or *owner builder* must ensure that the following monitoring, measures and controls are maintained:

- a) Erosion and sediment controls,
- b) Dust controls,
- c) Dewatering discharges,
- d) Noise controls;
- e) Vibration monitoring and controls;
- f) Ablutions;

Note: See http://www.epa.nsw.gov.au/small_business/builders.htm for additional information.

Standard Condition: E11

E.9 Compliance with Geotechnical / Hydrogeological Monitoring Program

Excavation must be undertaken in accordance with the recommendations of the *Geotechnical / Hydrogeological Monitoring Program* and any oral or written direction of the supervising *professional engineer*.

The *principal contractor* and any sub-contractor must strictly follow the *Geotechnical / Hydrogeological Monitoring Program* for the development including, but not limited to;

- a) the location and type of monitoring systems to be utilised;
- b) recommended hold points to allow for inspection and certification of geotechnical and hydrogeological measures by the *professional engineer*; and
- c) the contingency plan.

Note: The consent authority cannot require that the author of the geotechnical/hydrogeological report submitted with the Development Application to be appointed as the *professional engineer* supervising the work however, it is the Council’s recommendation that the author of the report be retained during the construction stage.

Standard Condition: E12 (Autotext EE12)

E.10 Support of adjoining land and buildings

A person must not do anything on or in relation to the *site* (the supporting land) that removes the support provided by the supporting land to any other land (the supported land) or building (the supported building).

For the purposes of this condition, supporting land includes the natural surface of the site, the subsoil of the site, any water beneath the site, and any part of the site that has been reclaimed.

Note: This condition does not authorise any trespass or encroachment upon any adjoining or supported land or building whether private or public. Where any underpinning, shoring, soil anchoring (temporary or permanent) or the like is considered necessary upon any adjoining or supported land by any person the *principal contractor* or *owner builder* must obtain:

- a. the consent of the owners of such adjoining or supported land to trespass or encroach, or
- b. an access order under the Access to Neighbouring Land Act 2000, or
- c. an easement under section 88K of the *Conveyancing Act 1919*, or
- d. an easement under section 40 of the *Land & Environment Court Act 1979* as appropriate.

Note: Section 177 of the *Conveyancing Act 1919* creates a statutory duty of care in relation to support of land. Accordingly, a person has a duty of care not to do anything on or in relation to land being developed (the supporting land) that removes the support provided by the supporting land to any other adjoining land (the supported land).

Note: Clause 20 of the *Roads (General) Regulation 2000* prohibits excavation in the vicinity of roads as follows: “**Excavations adjacent to road** - A person must not excavate land in the vicinity of a road if the excavation is capable of causing damage to the road (such as by way of subsidence) or to any work or structure on the road.” Separate approval is required under the Roads Act 1993 for any underpinning, shoring, soil anchoring (temporary) or the like within or under any road. Council will not give approval to permanent underpinning, shoring, soil anchoring within or under any road.

Note: The encroachment of work or the like is a civil matter of trespass or encroachment and Council does not adjudicate or regulate such trespasses or encroachments except in relation to encroachments upon any road, public place, crown land under Council’s care control or management, or any community or operational land as defined by the *Local Government Act 1993*.

Standard Condition: E13 (Autotext EE13)

E.11 Vibration Monitoring

Vibration monitoring equipment must be installed and maintained, under the supervision of a *professional engineer* with expertise and experience in geotechnical engineering, between any potential source of vibration and any *building* identified by the *professional engineer* as being potentially at risk of movement or damage from settlement and/or vibration during the excavation and during the removal of any excavated material from the land being developed.

If vibration monitoring equipment detects any vibration at the level of the footings of any adjacent building exceeding the peak particle velocity adopted by the *professional engineer* as the maximum acceptable peak particle velocity an audible alarm must activate such that the *principal contractor* and any sub-contractor are easily alerted to the event.

Where any such alarm triggers all excavation works must cease immediately.

Prior to the vibration monitoring equipment being reset by the *professional engineer* and any further work recommencing the event must be recorded and the cause of the event identified and documented by the *professional engineer*.

Where the event requires, in the opinion of the *professional engineer*, any change in work practices to ensure that vibration at the level of the footings of any adjacent building does not exceed the peak particle velocity adopted by the *professional engineer* as the maximum acceptable peak particle velocity these changes in work practices must be documented and a written direction given by the *professional engineer* to the *principal contractor* and any sub-contractor clearly setting out required work practice.

The *principal contractor* and any sub-contractor must comply with all work directions, verbal or written, given by the *professional engineer*.

A copy of any written direction required by this condition must be provided to the *Principal Certifying Authority* within 24 hours of any event.

Where there is any movement in foundations such that damaged is occasioned to any adjoining *building* or such that there is any removal of support to *supported land* the *professional engineer*, *principal contractor* and any sub-contractor responsible for such work must immediately cease all work, inform the owner of that *supported land* and take immediate action under the direction of the *professional engineer* to prevent any further damage and restore support to the *supported land*.

Note: *Professional engineer* has the same mean as in Clause A1.1 of the BCA.

Note: *Building* has the same meaning as in section 4 of the Act i.e. “*building* includes part of a building and any structure or part of a structure”.

Note: *Supported land* has the same meaning as in section 88K of the Conveyancing Act 1919.

Standard Condition: E14 (Autotext EE14)

E.12 Erosion and Sediment Controls – Maintenance

The *principal contractor* or *owner builder* must maintain water pollution, erosion and sedimentation controls in accordance with:

- a) The Soil and Water Management Plan required under this consent;
- b) “*Do it Right On Site, Soil and Water Management for the Construction Industry*” published by the Southern Sydney Regional Organisation of Councils, 2001; and
- c) “*Managing Urban Stormwater - Soils and Construction*” published by the NSW Department of Housing 4th Edition (“*The Blue Book*”).

Where there is any conflict *The Blue Book* takes precedence.



Note: A failure to comply with this condition may result in penalty infringement notices, prosecution, notices and orders under the Act and/or the Protection of the Environment Operations Act 1997 without any further warning. It is a criminal offence to cause, permit or allow pollution.

Note: Section 257 of the Protection of the Environment Operations Act 1997 provides that “the occupier of premises at or from which any pollution occurs is taken to have caused the pollution”.

Warning: Irrespective of this condition any person occupying the site may be subject to proceedings under the Protection of the Environment Operations Act 1997 where pollution is caused, permitted or allowed as the result of the occupation of the land being developed whether or not they actually cause the pollution.

Standard Condition: E15 (Autotext EE15)

E.13 Disposal of site water during construction

The principal contractor or owner builder must ensure:

- a) Prior to pumping any water into the road or public stormwater system that approval is obtained from *Council* under section 138(1)(d) of the *Roads Act 1993*;
- b) That *water pollution*, as defined by the *Protection of the Environment Operations Act 1997*, does not occur as the result of the discharge to the road, public stormwater system or other place or any site water;
- c) That stormwater from any roof or other impervious areas is linked, via temporary downpipes and stormwater pipes, to a Council approved stormwater disposal system immediately upon completion of the roof installation or work creating other impervious areas.

Note: This condition has been imposed to ensure that adjoining and neighbouring land is not adversely affected by unreasonable overland flows of stormwater and that site water does not concentrate water such that they cause erosion and water pollution.

Standard Condition: E17 (Autotext EE17)

E.14 Site Cranes

Site Crane(s) and hoist(s) may be erected within the boundary of the land being developed subject to compliance with Australian Standards AS 1418, AS 2549 and AS 2550 and all relevant parts to these standards.

Cranes must not swing or hoist over any public place unless the *principal contractor* or *owner builder* have the relevant approval under the *Local Government Act 1993*, *Crown Lands Act 1989* or *Roads Act 1993*.

The crane must not be illuminated outside approved working hours other than in relation to safety beacons required by the Civil Aviation Safety Authority under the *Civil Aviation Act 1988 (Cth)*.

No illuminated sign(s) must be erected upon or displayed upon any site crane.

Note: Where it is proposed to swing a crane over a public place the *principal contractor* or *owner builder* must make a separate application to Council under section 68 of the *Local Government Act 1993* and obtain activity approval from Council prior to swinging or hoisting over the public place.

Note: Where it is proposed to swing a crane over private land the consent of the owner of that private land is required. Alternatively, the *principal contractor* or *owner builder* must obtain an access order under the *Access to Neighbouring Land Act 2000* or easement under section 88K of the

Conveyancing Act 1919 or section 40 of the *Land & Environment Court Act 1979* as appropriate. The encroachment of cranes or the like is a civil matter of trespass and encroachment. Council does not adjudicate or regulate such trespasses or encroachments.

Standard Condition: E19 (Autotext EE19)

E.15 Check Surveys - boundary location, building location, building height, stormwater drainage system and flood protection measures relative to Australian Height Datum

The *Principal Contractor* or *Owner Builder* must ensure that a surveyor registered under the *Surveying Act 2002* carries out check surveys and provides survey certificates confirming the location of the building(s), ancillary works, flood protection works and the stormwater drainage system relative to the boundaries of the *site* and that the height of buildings, ancillary works, flood protection works and the stormwater drainage system relative to Australian Height Datum complies with this consent at the following critical stages.

The *Principal Contractor* or *Owner Builder* must ensure that work must not proceed beyond each of the following critical stages until compliance has been demonstrated to the *PCA's* satisfaction:

- a) Upon the completion of foundation walls prior to the laying of any floor or the pouring of any floor slab and generally at damp proof course level;
- b) Upon the completion of formwork for floor slabs prior to the laying of any floor or the pouring of any concrete and generally at each storey;
- c) Upon the completion of formwork or framework for the roof(s) prior to the laying of any roofing or the pouring of any concrete roof;
- d) Upon the completion of formwork and steel fixing prior to pouring of any concrete for any ancillary structure, flood protection work, swimming pool or spa pool or the like;
- e) Upon the completion of formwork and steel fixing prior to pouring of any concrete for driveways showing transitions and crest thresholds confirming that driveway levels match Council approved driveway crossing levels and minimum flood levels.;
- f) Stormwater Drainage Systems prior to back filling over pipes confirming location, height and capacity of works.
- g) Flood protection measures are in place confirming location, height and capacity.

Note: This condition has been imposed to ensure that development occurs in the location and at the height approved under this consent. This is critical to ensure that buildings are constructed to minimum heights for flood protection and maximum heights to protect views and the amenity of neighbours.

Standard Condition: E20 (Autotext EE20)

E.16 Placement and use of Skip Bins

The *principal contractor* or *owner builder* must ensure that all waste storage containers, including but not limited to skip bins, must be stored within the site unless:

- a) Activity Approval has been issued by Council under section 94 of the *Local Government Act 1993* to place the waste storage container in a public place, and

- b) Where located on the road it is located only in a positions where a vehicle may lawfully park in accordance with the Australian Road Rules to the extent they are adopted under the *Road Transport (Safety and Traffic Management) (Road Rules) Regulation 1999*.

Note: Waste storage containers must not be located on the footpath without a site specific activity approval. Where such site specific activity approval is granted a 1.5m wide clear path of travel is maintained free of any trip hazards.

Standard Condition: E21 (Autotext EE21)

E.17 Prohibition of burning

There must be no burning of any waste or other materials. The burning of CCA (copper chrome arsenate) or PCP (pentachlorophenol) treated timber is prohibited in all parts of NSW. All burning is prohibited in the Woollahra local government area.

Note: Pursuant to the *Protection of the Environment Operations (Control of Burning) Regulation 2000* all burning (including burning of vegetation and domestic waste) is prohibited except with approval. No approval is granted under this consent for any burning.

Standard Condition: E22 (Autotext EE22)

E.18 Dust Mitigation

Dust mitigation must be implemented in accordance with “*Dust Control - Do it right on site*” published by the Southern Sydney Regional Organisation of Councils.

This generally requires:

- a) Dust screens to all hoardings and site fences.
- b) All stockpiles or loose materials to be covered when not being used.
- c) All equipment, where capable, being fitted with dust catchers.
- d) All loose materials being placed bags before placing into waste or skip bins.
- e) All waste and skip bins being kept covered when not being filled or emptied.
- f) The surface of excavation work being kept wet to minimise dust.
- g) Landscaping incorporating trees, dense shrubs and grass being implemented as soon as practically possible to minimise dust.

Note: “*Dust Control - Do it right on site*” can be down loaded free of charge from Council’s web site www.woollahra.nsw.gov.au or obtained from Council’s office.

Note: Special precautions must be taken when removing asbestos or lead materials from development sites. Additional information can be obtained from www.workcover.nsw.gov.au and www.epa.nsw.gov.au . Other specific condition and advice may apply.

Note: Demolition and construction activities may affect local air quality and contribute to urban air pollution. The causes are dust, smoke and fumes coming from equipment or activities, and airborne chemicals when spraying for pest management. Precautions must be taken to prevent air pollution.

Standard Condition: E23 (Autotext EE23)

E.19 Compliance with Council’s Specification for Roadworks, Drainage and Miscellaneous Works Road works and work within the Road and Footway

All work carried out on assets which are under Council ownership or will revert to the ownership, care, control or management of Council in connection with the *development*

to which this consent relates must comply with Council's *Specification for Roadworks, Drainage and Miscellaneous Works* dated February 2012.

The *owner, principal contractor* or *owner builder* must meet all costs associated with such works.

This condition does not set aside the need to obtain relevant approvals under the *Roads Act 1993* or *Local Government Act 1993* for works within Roads and other public places.

Note: A copy of Council's "*Specification for Roadworks, Drainage and Miscellaneous Works*" can be downloaded free of charge from Council's website www.woollahra.nsw.gov.au

Standard Condition: E24 (Autotext EE24)

E.20 Tree Preservation

All persons must comply with Council's Development Control Plan (DCP) 2015, Tree Management Chapter E3 other than where varied by this consent. The DCP applies to any tree with a height greater than 5 metres or a diameter spread of branches greater than 3 metres.

General Protection Requirements

- a) There shall be no excavation or work within a Tree Protection Zone (TPZ). The TPZ must be maintained during all development work unless otherwise specified within these conditions of consent.
- b) Excavation must cease where tree roots with a diameter exceeding 50mm are exposed. The *principal contractor* must procure an inspection of the exposed tree roots by an arborist with a minimum AQF Level 5 qualification. Excavation must only recommence with the implementation of the recommendations of the arborist.
- c) Where there is damage to any part of a tree the *principal contractor* must procure an inspection of the tree by a qualified arborist immediately. The *principal contractor* must immediately implement treatment as directed by the arborist. The arborist is to supply a detailed report to the appointed certifier.

Note: Trees must be pruned in accordance with *Australian Standard AS 4373 "Pruning of Amenity Trees"* and *WorkCover NSW Code of Practice Amenity Tree Industry*.

E.21 Replacement/Supplementary trees which must be planted

Any replacement or supplementary tree shall be grown in accordance with Tree stock for landscape use (AS 2303:2015). The replacement tree shall be planted in accordance with Landscape Plan No. s L_001/A, L_101/A, L_501/A, L_502/A, L_503/A, designed by Elke Haeg - Elke, dated 19/12/2017.

If the replacement trees are found to be faulty, damaged, dying or dead before it attains a size whereby it is protected by Council's Development Control Plan – Chapter E.3 Tree Management, it must be replaced with another of the same species which complies with the criteria outlined in the proposed landscape plan.

E.22 Compliance with Acid Sulfate Soils Management Plan

The Principal Contract / Owner Builder and any subcontractor must comply with the Acid Sulfate Soil Management Plan and the NSW Government Acid Sulfate Soils Management Advisory Committee guidelines.

Note: The Acid Sulfate Soils Management plan submitted with the Development Application sets out all the above requirements in detail.

Note: A failure to implement and maintain the Acid Sulfate Soils Management plan can result in the following environmental harm:

- damage to the soil structure so plant roots and soil organisms can't easily move about
- plant roots being burnt by acid, reducing plant health and productivity
- acid intolerant soil fauna and flora are killed, so the soil biodiversity and health are reduced
- plants and soil life can be poisoned by the available toxic metals
- loss of aquatic plants that can not survive acidic conditions
- loss of fish, crustaceans, birds and other animals
- damage to metal and concrete structures (such as bridge pylons and pipes)

Standard Condition: E28

E.23 Site waste minimisation and management – Demolition

In order to maximise resource recovery and minimise residual waste from demolition activities:

- a) The provisions of the Site Waste Minimisation and Management Plan (SWMMP) are to be implemented at all times during the course of the work
- b) An area is to be allocated for the storage of materials for use, recycling and disposal (giving consideration to slope, drainage, location of waterways, stormwater outlets, vegetation and access and handling requirements)
- c) Provide separate collection bins and/or areas for the storage of residual waste
- d) Clearly 'signpost' the purpose and content of the bins and/or storage areas
- e) Implement measures to prevent damage by the elements, odour, health risks and windborne litter
- f) Minimise site disturbance, limiting unnecessary excavation

When implementing the SWMMP the applicant must ensure:

- a) Footpaths, public reserves and street gutters are not used as places to store demolition waste or materials of any kind without Council approval
- b) Any material moved offsite is transported in accordance with the requirements of the *Protection of the Environment Operations Act (1997)*
- c) Waste is only transported to a place that can lawfully be used as a waste facility
- d) Generation, storage, treatment and disposal of hazardous waste and special waste (including asbestos) is conducted in accordance with relevant waste legislation administered by the EPA and relevant Occupational Health and Safety legislation administered by Workcover NSW
- e) Evidence such as weighbridge dockets and invoices for waste disposal or recycling services are retained

Note: Materials that have an existing reuse or recycling market should not be disposed of in a land fill. Reuse and recycling opportunities are decreased when asbestos is not carefully removed and segregated from other waste streams.

Standard Condition: E31 (Autotext EE31)

E.24 Site waste minimisation and management – Construction

In order to maximise resource recovery and minimise residual waste from construction activities:

- a) The provisions of the Site Waste Minimisation and Management Plan (SWMMP) are to be implemented at all times during the course of the work
- b) Arrange for the delivery of materials so that materials are delivered 'as needed' to prevent the degradation of materials through weathering and moisture damage
- c) Consider organising to return excess materials to the supplier or manufacturer
- d) Allocate an area for the storage of materials for use, recycling and disposal (considering slope, drainage, location of waterways, stormwater outlets and vegetation)
- e) Clearly 'signpost' the purpose and content of the storage areas
- f) Arrange contractors for the transport, processing and disposal of waste and recycling. Ensure that all contractors are aware of the legal requirements for disposing of waste.
- g) Promote separate collection bins or areas for the storage of residual waste
- h) implement measures to prevent damage by the elements, odour and health risks, and windborne litter
- i) Minimise site disturbance and limit unnecessary excavation
- j) Ensure that all waste is transported to a place that can lawfully be used as a waste facility
- k) Retain all records demonstrating lawful disposal of waste and keep them readily accessible for inspection by regulatory authorities such as council, Department of Environment and Climate Change (DECC) or WorkCover NSW

Standard Condition: E32 (Autotext EE32)

E.25 Asbestos Removal

Where hazardous material, including bonded or friable asbestos has been identified in accordance with condition B.4 above, and such material must be demolished, disturbed and subsequently removed, all such works must comply with the following criteria:

- a) Be undertaken by contractors who hold a current WorkCover Asbestos or "Demolition Licence" and a current WorkCover "Class 2 (restricted) Asbestos License,
- b) Be carried out in accordance with National Occupational Health and Safety Commission (NOHSC): "*Code of Practice for the Safe Removal of Asbestos*",
- c) No asbestos products may be reused on the site
- d) No asbestos laden skip or bins shall be left in any public place

Note: This condition is imposed to protect the health and safety of persons working on the site and the public

Standard Condition: E39

E.26 Classification of Hazardous Waste

Prior to the exportation of hazardous waste (including hazardous fill or soil) from the site, the waste materials must be classified in accordance with the provision of the *Protection of the Environment Operations Act 1997* and the NSW DECC *Waste Classification Guidelines, Part1: Classifying Waste* (April 2008).

Note: This condition is imposed to ensure that where hazardous waste will be removed from a site an Asbestos Licensed contractor can definitively determine where the waste may be legally taken for disposal.

Standard Condition: E40

E.27 Disposal of Asbestos and Hazardous Waste

Asbestos and hazardous waste, once classified in accordance with condition E.26 above must only be transported to waste facilities licensed to accept asbestos and appropriate classifications of hazardous waste.

Note: This condition is imposed to ensure that asbestos and other Hazardous waste is disposed of lawfully under the Protection of the Environment Operations Act 1997 and relevant EPA requirements.

Standard Condition: E41

E.28 Asbestos Removal Signage

Standard commercially manufactured signs containing the words "DANGER ASBESTOS REMOVAL IN PROGRESS" measuring not less than 400mm x 300mm are to be erected in prominent visible positions on the site when asbestos is being removed.

Note: This condition is imposed to ensure awareness of any hazard to the health and safety of persons working on the site and public.

Standard Condition: E42

E.29 Notification of Asbestos Removal

In addition to the requirements for licensed asbestos removalists to give written notice to WorkCover all adjoining properties and those opposite the development site must be notified in writing of the dates and times when asbestos removal is to be conducted. The notification is to identify the licensed asbestos removal contractor and include a contact person for the site together with telephone and facsimile numbers and email addresses.

Note: This condition has been imposed to ensure that local residents are informed and have adequate communication facilitated for incidents of asbestos removal.

Standard Condition: E43

F. Conditions which must be satisfied prior to any occupation or use of the building (Part 4A of the Act and Part 8 Division 3 of the Regulation)

F.1 Occupation Certificate (section 109M of the Act)

A person must not commence occupation or use of the whole or any part of a new building (within the meaning of section 109H (4) of the *Act*) unless an occupation certificate has been issued in relation to the building or part.

Note: New building includes an altered portion of, or an extension to, an existing building.

Standard Condition: F1 (Autotext FF1)

F.2 Commissioning and Certification of Systems and Works

The *principal contractor* or *owner builder* must submit to the satisfaction of the *PCA* works-as-executed (“WAE”) plans, *Compliance Certificates* and evidence of suitability in accordance with Part A2.2 of the *BCA* confirming that the *works*, as executed and as detailed, comply with the requirement of this consent, the *Act*, the *Regulations*, any relevant *construction certificate*, the *BCA* and relevant *Australian Standards*.

Works-as-executed (“WAE”) plans, *Compliance Certificates* and evidence of suitability in accordance with Part A2.2 of the *BCA* must include but may not be limited to:

- a) Certification from the supervising professional engineer that the requirement of the Geotechnical/Hydrogeological conditions and report recommendations were implemented and satisfied during development work.
- b) All flood protection measures.
- c) All garage/car park/basement car park, driveways and access ramps comply with Australian Standard AS 2890.1 – “Off-Street car parking.”
- d) All stormwater drainage and storage systems.
- e) All mechanical ventilation systems.
- f) All hydraulic systems.
- g) All structural work.
- h) All acoustic attenuation work.
- i) All waterproofing.
- j) Such further matters as the Principal Certifying Authority may require.

Note: This condition has been imposed to ensure that systems and works as completed meet *development standards* as defined by the *Act*, comply with the *BCA*, comply with this consent and so that a public record of works as execute is maintained.

Note: The *PCA* may require any number of WAE plans, certificates, or other evidence of suitability as necessary to confirm compliance with the *Act*, *Regulation*, Development Standards, *BCA*, and relevant *Australia Standards*. As a minimum WAE plans and certification is required for stormwater drainage and detention, mechanical ventilation work, hydraulic services (including but not limited to fire services).

Note: The *PCA* must submit to Council, with any *Occupation Certificate*, copies of works-as-executed (“WAE”) plans, *Compliance Certificates* and evidence of suitability in accordance with Part A2.2 of the *BCA* upon which the *PCA* has relied in issuing any *Occupation Certificate*.

Standard Condition: F7 (Autotext FF7)

F.3 Commissioning and Certification of Public Infrastructure Works

The *principal contractor* or *owner builder* must submit, to the satisfaction of Woollahra Municipal Council, certification from a *professional engineer* that all public infrastructure works have been executed in compliance with this consent and with Council's *Specification for Roadworks, Drainage and Miscellaneous Works* dated February 2012.

The certification must be supported by closed circuit television / video inspection provided on DVD of all stormwater drainage together with Works-As-Executed engineering plans and a survey report detailing all finished reduced levels.

Standard Condition F9 (Autotext FF9)

F.4 Street Numbering

The development must be provided with street and sole occupancy unit numbers determined by Council. This condition has been imposed to ensure that emergency services, utility services, and the general public are able to clearly and readily locate any property. Further, this condition has been imposed to protect the integrity of street numbering and land information.

Note: Applications for the allocation of street and sole occupancy unit numbers should be made together with any application for a strata certificate or Torrens or community title subdivision certificate. Council will determine at its discretion in accordance with its policy street numbers and street addresses that best suit the public interest.

Standard Condition: F11 (Autotext FF11)

F.5 New Waste Services

No occupation certificate must be issued until the owner/developer has procured the provision of required wastes services including purchase of all waste and recycling storage containers (bins and crates) from Council or otherwise in accordance with the approved *Waste Management Plan*.

Standard Condition: F19 (Autotext FF19)

F.6 Amenity Landscaping

The *owner* or *principal contractor* must install all approved amenity landscaping (screen planting, soil stabilisation planting, etc.) prior to any occupation or use of the site.

Note: This condition has been imposed to ensure that the environmental impacts of the development are mitigated by approved landscaping prior to any occupation of the development.

F.7 3D Digital Model

Prior to the issue of an Occupation Certificate an accurate "as built" 3D digital model of the building must be submitted to Council for use in the Woollahra 3D digital model.

- a) A 3D digital model of the building must be generated at a scale of 1:1 with units of measurement in metres and include the following:
 - a building envelope which includes all elements affecting shadow analysis;

- accurate placement of glazing, balconies, roof pitches, terraces, roof services and any other prominent external features; and
 - a ground level terrain showing accurate RLs extending to site boundaries.
- b) All models must be generated in accordance with Council's guidelines for submitting 3D digital models outlined in "Attachment 9 - 3D Digital Model Requirements" of the DA guide.

Note: This model will update previous version(s) submitted at Development Application stage.
Any future modifications under Section 96 of the Environmental Planning and Assessment Act that affect the external configuration of the building (from the ground level and up), will require the submitted model to be amended.
Standard Condition: F21 (Autotext FF21)

G. Conditions which must be satisfied prior to the issue of any Subdivision Certificate

G.1 Electricity Substations – Dedication as road and/or easements for access

If an electricity substation, is required on the site the owner must dedicate to the appropriate energy authority (to its satisfaction), free of cost, an area of land adjoining the street alignment to enable an electricity substation to be established. The size and location of the electricity substation is to be in accordance with the requirements of the appropriate energy authority and Council. The opening of any access doors must not intrude onto the public road (footway or road pavement).

Documentary evidence of compliance, including correspondence from the energy authority is to be provided to the *Principal Certifying Authority* prior to issue of the Construction Certificate detailing energy authority requirements.

The Accredited Certifier must be satisfied that the requirements of energy authority have been met prior to issue of the Construction Certificate.

Where an electricity substation is provided on the site adjoining the road boundary, the area within which the electricity substation is located must be dedicated as public road. Where access is required across the site to access an electricity substation an easement for access across the site from the public place must be created upon the linen plans burdening the subject site and benefiting the Crown in right of New South Wales and any Statutory Corporation requiring access to the electricity substation.

Standard Condition: G4 (Autotext GG4)

H. Conditions which must be satisfied prior to the issue of a Final Occupation Certificate (s109C(1)(c))

H.1 Fulfillment of BASIX commitments – Clause 154B of the Regulation

All BASIX commitments must be effected in accordance with the BASIX Certificate No. **871537M**.

Note: Clause 154B(2) of the Environmental Planning & Assessment Regulation 2000 provides: "A *certifying authority* must not issue a final occupation certificate for a BASIX affected building to which this clause applies unless it is satisfied that each of the commitments whose fulfilment it is required to monitor has been fulfilled."

H.2 Removal of Ancillary Works and Structures

The *principal contractor* or *owner* must remove from the land and any adjoining public place:

- a) The site sign;
- b) Ablutions;
- c) Hoarding;
- d) Scaffolding; and
- e) Waste materials, matter, article or thing.

Note: This condition has been imposed to ensure that all ancillary matter is removed prior to the issue of the *Final Occupation Certificate*.

Standard Condition: H12 (Autotext HH12)

H.3 Road Works (including footpaths)

The following works must be completed to the satisfaction of Council, in compliance with Council's "Specification for Roadworks, Drainage and Miscellaneous Works" dated February 2012 unless expressly provided otherwise by these conditions at the *principal contractor's* or *owner's* expense:

- a) Stormwater pipes, pits and connections to public stormwater systems within the *road*;
- b) Driveways and vehicular crossings within the *road*;
- c) Removal of redundant driveways and vehicular crossings;
- d) New footpaths within the *road*;
- e) Relocation of existing power/light pole
- f) relocation/provision of street signs
- g) New or replacement street trees;
- h) New footway verges, where a grass verge exists, the balance of the area between the footpath and the kerb or site boundary over the full frontage of the proposed development must be turfed. The grass verge must be constructed to contain a uniform minimum 75mm of friable growing medium and have a total cover of turf predominant within the street.
- i) New or reinstated kerb and guttering within the *road*; and
- j) New or reinstated road surface pavement within the *road*.

Note: Security held by Council pursuant to section 80A(6) of the Act will not be release by Council until compliance has been achieved with this condition. An application for refund of security must be submitted with the *Final Occupation Certificate* to Council. This form can be downloaded from Council's website www.woollahra.nsw.gov.au or obtained from Council's customer service centre.

Standard Condition: H13 (Autotext HH13)

H.4 Positive Covenant & Works-As-Executed certification of stormwater systems

On completion of construction work, stormwater drainage works are to be certified by a *professional engineer* with Works-As-Executed drawings supplied to the *PCA* detailing:

- a) Compliance with conditions of development consent relating to stormwater;

- b) The structural adequacy of the On-Site Detention system (OSD);
- c) That the works have been constructed in accordance with the approved design and will provide the detention storage volume and attenuation in accordance with the submitted calculations;
- d) Pipe invert levels and surface levels to Australian Height Datum;
- e) Contours indicating the direction in which water will flow over land should the capacity of the pit be exceeded in a storm event exceeding design limits.
- f) A positive covenant pursuant to Section 88E of the *Conveyancing Act* 1919 must be created on the title of the subject property, providing for the indemnification of Council from any claims or actions and for the on-going maintenance of the on-site-detention system and/or absorption trenches, including any pumps and sumps incorporated in the development. The wording of the Instrument must be in accordance with Council's standard format and the Instrument must be registered at the Land Titles Office.

Note: The required wording of the Instrument can be downloaded from Council's web site www.woollahra.nsw.gov.au. The PCA must supply a copy of the WAE Plans to Council together with the *Final Occupation Certificate*.

Note: The *Final Occupation Certificate* must not be issued until this condition has been satisfied.
Standard Condition: H20 (Autotext HH20)

H.5 Landscaping

The *principal contractor* or *owner* must provide to *PCA* a works-as-executed landscape plan and certification from a qualified landscape architect/designer, horticulturist and/or arborist as applicable to the effect that the works comply with this consent.

Note: This condition has been imposed to ensure that all Landscaping work is completed prior to the issue of the *Final Occupation Certificate*.

I. Conditions which must be satisfied during the ongoing use of the development

I.1 Maintenance of BASIX commitments

All BASIX commitments must be maintained in accordance with the BASIX Certificate No. 871537M.

Note: This condition affects successors in title with the intent that environmental sustainability measures must be maintained for the life of development under this consent.

Standard Condition: I24

I.2 Annual Fire Safety Statements (Class 1b to 9c buildings inclusive)

Each year, the owner of a building to which an *essential fire safety measure* is applicable must provide an *annual fire safety statement* to *Council* and the Commissioner of the NSW Fire Brigades. The *annual fire safety statement* must be prominently displayed in the building.

Note: *Essential fire safety measure* has the same meaning as in clause 165 of the *Regulation*. *Annual fire safety statement* has the same meaning as in clause 175 of the *Regulation*. Part 9 Division 5 of the *Regulation* applies in addition to this condition at the date of this consent. Visit Council's web site for additional information in relation to fire safety www.woollahra.nsw.gov.au.

Standard Condition: I35

I.3 Noise Control

The use of the premises must not give rise to the transmission of *offensive noise* to any place of different occupancy. *Offensive noise* is defined in the *Protection of the Environment Operations Act 1997*.

Note: This condition has been imposed to protect the amenity of the neighbourhood.

Note: Council will generally enforce this condition in accordance with the *Noise Guide for Local Government* (www.epa.nsw.gov.au/your-environment/noise/regulating-noise/noise-guide-local-government) and the *Industrial Noise Guidelines* (www.epa.nsw.gov.au/your-environment/noise/industrial-noise) publish by the NSW Environment Protection Authority. Other state government authorities also regulate the *Protection of the Environment Operations Act 1997*.

Useful links:

Community Justice Centres—free mediation service provided by the NSW Government (www.cjc.nsw.gov.au).

NSW Environment Protection Authority, Noise Policy Section web pages (www.environment.nsw.gov.au/noise).

New South Wales Government Legislation home page for access to all NSW legislation, including the *Protection of the Environment Operations Act 1997* and the *Protection of the Environment Noise Control Regulation 2000* (www.legislation.nsw.gov.au).

Australian Acoustical Society—professional society of noise-related professionals (www.acoustics.asn.au).

Association of Australian Acoustical Consultants—professional society of noise related professionals (www.aaac.org.au).

Liquor & Gaming NSW - (www.liquorandgaming.nsw.gov.au).

Standard Condition: I56

I.4 Noise from mechanical plant and equipment

The noise level measured at any boundary of the site at any time while the mechanical plant and equipment is operating must not exceed the *background noise level*. Where noise sensitive receivers are located within the site, the noise level is measured from the nearest strata, stratum or community title land and must not exceed *background noise level* at any time.

The *background noise level* is the underlying level present in the ambient noise, excluding the subject noise source, when extraneous noise is removed. For assessment purposes the background noise level is the L_{A90, 15 minute} level measured by a sound level meter.

Note: This condition has been imposed to protect the amenity of the neighbourhood.

Note: Words in this condition have the same meaning as in the: *NSW Industrial Noise Policy* (http://www.environment.nsw.gov.au/resources/ind_noise.pdf) ISBN 0 7313 2715 2, dated January 2000, and *Noise Guide for Local Government* (<http://www.environment.nsw.gov.au/noise/nglg.htm>) ISBN 1741370671, dated December 2004.
Standard Condition: I59

I.5 Provision of Off-street Public and Visitor Parking

The owner and occupier, in compliance with *AS/NZS 2890.1:2004 Parking Facilities – Off-Street Car Parking* and *AS/NZS 2890.6:2009 Parking facilities Part 6: Off-street parking for people with disabilities*, must maintain unimpeded public access to the basement level parking as follows:

Unit Number	Number of Bedrooms	Number of Spaces
Residential Spaces		Total 30 spaces
1.04, 2.04, 3.04	1	0
1.01, 1.02 (Adaptable)	2 / 2+ Study	1 disabled space each (total 2)
2.01, 2.02, 3.01, 3.02, 4.01, 4.02, 5.01, 5.02	2 / 2+ Study	1 space each (total 8)
1.03, 1.05, 2.03, 2.05, 3.03, 3.05, 4.03, 4.04, 5.03, 5.04	3 / 3+ Study	2 spaces each (total 20)
Shared Spaces		Total 4 spaces
Carwash Bay	-	1 space
Visitor, car share, loading tradesman	-	3 spaces
Retail Spaces		Total 4 spaces
Retail 1	236m ²	3 spaces
Retail 2	95m ²	1 Space
Total	-	38 spaces

Note: This condition has been imposed to ensure adequate on-site parking is maintained.

Standard Condition: I21

I.6 Clothes drying etcetera

No clothes, linen or the like must be hung from any balcony, terrace or veranda such that they are visible from any public place.

Note: This condition has been imposed to ensure that the visual amenity of the neighbourhood is not detrimentally affected by a proliferation of such practices.

Standard Condition: I2

I.7 Resident Parking Scheme

Owners, tenants and residents of the completed development will not be permitted to participate in any Council operated on-street parking permit scheme.

Note: This condition is imposed to preserve the level of on street parking availability in the vicinity of the premises and minimise impacts of traffic generation upon the surrounding road network as a result of the development.

I.8 Hours of use

The hours of use of the retail spaces are limited to the following:

- a) Monday to Saturday: 6:00am to 10:00pm
- b) Sunday and Public Holiday: 7:00am to 10:00pm

This condition has been imposed to mitigate amenity impacts upon the neighbourhood.

Note: Deliveries to or dispatches from the site must not be made outside these hours. Trading Hours may be more onerous than these general hours of use. This condition does not apply to activities such as cleaning which takes place wholly within the building and which are not audible within any adjoining residential dwelling. If internal activities are audible within any adjoining residential dwelling such that they cause a nuisance to the occupiers of such dwelling than such internal activities must not occur outside these hours of use. This condition does not restrict the operation of noise pollution laws.

J. Miscellaneous Conditions

N/A

K. Advisings

K.1 Criminal Offences – Breach of Development Consent and Environmental laws

Failure to comply with this development consent and any condition of this consent is a **criminal offence**. Failure to comply with other environmental laws is also a criminal offence.

Where there is any breach Council may without any further warning:

- a) Issue Penalty Infringement Notices (On-the-spot fines);
- b) Issue notices and orders;
- c) Prosecute any person breaching this consent; and/or
- d) Seek injunctions/orders before the courts to restrain and remedy any breach.

Warnings as to potential maximum penalties

Maximum Penalties under NSW Environmental Laws include fines up to \$1.1 Million and/or custodial sentences for serious offences.

Warning as to enforcement and legal costs

Should Council have to take any action to enforced compliance with this consent or other environmental laws Council's policy is to seek from the Court appropriate orders requiring the payments of its costs beyond any penalty or remedy the Court may order. This consent and this specific advice will be tendered to the Court when seeking costs orders from the Court where Council is successful in any necessary enforcement action.

Note: The payment of environmental penalty infringement notices does not result in any criminal offence being recorded. If a penalty infringement notice is challenged in Court and the person is found guilty of the offence by the Court, subject to section 10 of *the Crimes (Sentencing Procedure) Act 1999*, a criminal conviction is recorded. The effect of a criminal conviction beyond any fine is serious. You can obtain further information from the following web sites: www.theshopfront.org and the Attorney General's www.agd.nsw.gov.au.

K.2 Dial before you dig



The *principal contractor, owner builder* or any person digging may be held financially responsible by the asset owner should they damage underground pipe or cable networks. Minimise your risk and Dial 1100 Before You Dig or visit www.dialbeforeyoudig.com.au.

When you contact Dial Before You Dig you will be sent details of all Dial Before You Dig members who have underground assets in the vicinity of your proposed excavation.

K.3 Commonwealth Disability Discrimination Act 1992 (“DDA”)

The Disability Discrimination Act 1992 (DDA) makes it against the law for public places to be inaccessible to people with a disability. Compliance with this development consent, Council’s Access DCP and the BCA does not necessarily satisfy compliance with the DDA.

The DDA applies to existing places as well as places under construction. Existing places must be modified and be accessible (except where this would involve “unjustifiable hardship”).

Further detailed advice can be obtained from the Human Rights and Equal Opportunity Commission (“HEROC”): www.hreoc.gov.au

If you have any further questions relating to the application of the DDA you can send an email to HEROC at disabdis@humanrights.gov.au.

K.4 NSW Police Service and Road Closures

The Rose Bay Local Area Command closely aligns with the boundaries of the Woollahra local government area.

Council and Police approval is required prior to a partial or full temporary road closure. If you are seeking a partial or full temporary road closure you must comply with the relevant conditions of this consent and you must also gain the approval of the Traffic Sergeant, Paddington Police Station, 16 Jersey Road, Paddington. Phone No.: 0283568299 or Fax No.: 0283568211.

Warning: If you partial or full close a road without compliance with Council and Police requirements Council Rangers or the Police can issue Penalty Infringement Notices or Court Attendance Notices leading to prosecution.

K.5 Builder’s Licences and Owner Builders Permits

Section 81A of the *Act* requires among other matters that the person having the benefit of the development consent, if not carrying out the work as an **owner-builder**, must appointed a *principal contractor* for residential building work who must be the holder of a contractor licence.

Further information can be obtained from the NSW Office of Fair Trading website about how you obtain an owner builders permit or find a principal contractor (builder) www.dft.nsw.gov.au.

The Owner(s) must appoint the PCA. The PCA must check that Home Building Act insurance is in place before the commencement of building work. The Principal Contractor (Builder) must provide the Owners with a certificate of insurance evidencing the contract of insurance under the Home Building Act 1989 for the residential building work.

K.6 Building Standards - Guide to Standards and Tolerances

The PCA does not undertake detailed quality control inspections and the role of the PCA is primarily to ensure that the development proceeds in accordance with this consent, Construction Certificates and that the development is fit for occupation in accordance with its classification under the Building Code of Australia. Critical Stage Inspections do not provide the level of supervision required to ensure that the minimum standards and tolerances specified by the “Guide to Standards and Tolerances©” ISBN 0 7347 6010 8 are achieved.

The quality of any development is a function of the quality of the *principal contractor's* or *owner builder's* supervision of individual contractors and trades on a daily basis during the development. The PCA does not undertake this role.

The NSW Office of Fair Trading have published a “Guide to Standards and Tolerances©” ISBN 0 7347 6010 8. The guide can be obtained from the Office of Fair Trading by calling 13 32 20 or by Fax: 9619 8618 or by post to: Marketing Branch, PO Box 972, Parramatta NSW 2124.

The Guide can be down loaded from: www.fairtrading.nsw.gov.au

Council, as the PCA or otherwise, does not adjudicate building contract disputes between the *principal contractor*, contractors and the owner.

K.7 SafeWork requirements

The Work Health and Safety Act 2011 No.10 and subordinate regulations, codes of practice and guidelines control and regulate the development industry.

Note: Further information can be obtained from Safe Work NSW's website: www.safeworkcover.nsw.gov.au or through their head office: Location: SafeWork NSW, 92-100 Donnison Street, GOSFORD 2250 Postal address: SafeWork NSW, Locked Bag 2906, LISAROW 2252, Phone (02) 4321 5000, Fax (02) 4325 4145.

K.8 Asbestos Removal, Repair or Disturbance

Anyone who removes, repairs or disturbs bonded or a friable asbestos material must hold a current removal licence from SafeWork NSW. Before starting work, a work site-specific permit approving each asbestos project must be obtained from SafeWork NSW. A permit will not be granted without a current SafeWork licence.

All removal, repair or disturbance of or to asbestos material must comply with:

- a) Work Health and Safety Act 2011;
- b) Work Health and Safety Regulation 2011;
- c) The Code of Practice for the Safe Removal of Asbestos [NOHSC: 2005];
- d) The Guide to the Control of Asbestos Hazards in Buildings and Structures [NOHSC: 3002 (1998)] www.nohsc.gov.au;
- e) The SafeWork NSW Code of Practice how to manage and control asbestos in the work place 2016.

K.9 Lead Paint

It is beyond the scope of this consent to provide detailed information about dealing with lead paint. Painters working in an area containing lead-based paint should refer to Australian Standard AS 4361.1–1995, Guide to Lead Paint Management—Industrial Applications, or AS 4361.2–1998, Guide to Lead Paint Management—Residential and Commercial Buildings.

Industrial paints may contain lead. Lead is used in some specialised sign-writing and artist paints, and road marking paints, and anti-corrosive paints. Lead was a major ingredient in commercial and residential paints from the late 1800s to 1970. Most Australian commercial buildings and residential homes built before 1970 contain lead paint. These paints were used both inside and outside buildings.

Lead particles are released when old lead paint flakes and peels and collects as dust in ceiling, wall and floor voids. If dust is generated it must be contained. If runoff contains lead particles it must be contained. Lead is extremely hazardous, and stripping of lead-based paint and the disposal of contaminated waste must be carried out with all care. Lead is a cumulative poison and even small levels in the body can have severe effects.

K.10 Dividing Fences

The erection of dividing fences under this consent does not affect the provisions of the *Dividing Fences Act* 1991. Council does not adjudicate civil disputes relating to the provision of, or payment for, the erection of dividing fences.

Note: Further information can be obtained from the NSW Department of Lands: www.lands.nsw.gov.au. Community Justice Centres provide a free mediation service to the community to help people resolve a wide range of disputes, including dividing fences matters. Their service is free, confidential, voluntary, timely and easy to use. Mediation sessions are conducted by two impartial, trained mediators who help people work together to reach an agreement. Over 85% of mediations result in an agreement being reached. Mediation sessions can be arranged at convenient times during the day, evening or weekends. Contact the Community Justice Centre either by phone on 1800 671 964 or at www.cjc.nsw.gov.au.

K.11 Appeal

Council is always prepared to discuss its decisions and, in this regard, please do not hesitate to contact Mr Wilson Perdigao, Senior Assessment Officer, on (02) 9391 7126.

However, if you wish to pursue your rights of appeal in the Land & Environment Court you are advised that Council generally seeks resolution of such appeals through a Section 34 Conference, site hearings and the use of Court Appointed Experts, instead of a full Court hearing.

This approach is less adversarial, it achieves a quicker decision than would be the case through a full Court hearing and it can give rise to considerable cost and time savings for all parties involved. The use of the Section 34 Conference approach requires the appellant to agree, in writing, to the Court appointed commissioner having the full authority to completely determine the matter at the conference.

K.12 Release of Security

An application must be made to Council by the person who paid the security for release of the securities held under section 80A of the *Act*.

The securities will not be released until a *Final Occupation Certificate* has lodged with Council, Council has inspected the site and Council is satisfied that the public works have been carried out to Council's requirements. Council may use part or all of the security to complete the works to its satisfaction if the works do not meet Council's requirements.

Council will only release the security upon being satisfied that all damage or all works, the purpose for which the security has been held have been remedied or completed to Council's satisfaction as the case may be.

Council may retain a portion of the security to remedy any defects in any such public work that arise within 6 months after the work is completed.

Upon completion of each section of road, drainage and landscape work to Council's satisfaction, 90% of the Bond monies held by Council for these works will be released upon application. 10% may be retained by Council for a further 6 month period and may be used by Council to repair or rectify any defects or temporary works during the 6 month period.

Note: The Application for Refund of Security form can be downloaded from www.woollahra.nsw.gov.au

K.13 Recycling of Demolition and Building Material

It is estimated that building waste, including disposable materials, resulting from demolition, excavation, construction and renovation, accounts for almost 70% of landfill. Such waste is also a problem in the generation of dust and the pollution of stormwater. Council encourages the recycling of demolition and building materials.

K.14 Pruning or Removing a Tree Growing on Private Property

Woollahra Municipal Council's Development Control Plan (DCP) 2015, Tree Management Chapter E3 may require that an application be made to Council prior to pruning or removing any tree. The aim is to secure the amenity of trees and preserve the existing landscape within our urban environment.

Before you prune or remove a tree, make sure you read all relevant conditions. You can obtain a copy of the DCP from Council's website www.woollahra.nsw.gov.au or you may contact Council on 9391-7000 for further advice.

K.15 Model

If you submitted a model with the application it must be collected from the Council offices within fourteen (14) days of the date of this determination. Models not collected will be disposed of by Council.

K.16 Dilapidation Report

Please note the following in relation to the condition for a dilapidation report:

- a) The dilapidation report will be made available to affected property owners on requested and may be used by them in the event of a dispute relating to damage allegedly due to the carrying out of the development.
- b) This condition cannot prevent neighbouring buildings being damaged by the carrying out of the development.
- c) Council will not be held responsible for any damage which may be caused to adjoining buildings as a consequence of the development being carried out.
- d) Council will not become directly involved in disputes between the Developer, its contractors and the owners of neighbouring buildings.
- e) In the event that access for undertaking the dilapidation survey is denied the applicant is to demonstrate in writing to the satisfaction of the PCA that all reasonable steps were taken to obtain access to the adjoining property. The dilapidation report will need to be based on a survey of what can be observed externally.

K.17 Roads Act Application

Works or structures over, on or under public roads or footpaths are subject to Sections 138, 139 and 218 of the *Roads Act* 1993 and specifically:

- Construction of driveways and/or new or alterations to footpath paving
- Alteration and/or extension to Council drainage infrastructure
- Alteration and/or addition of retaining walls
- Pumping of water to Council's roadway
- Installation of soil/rock anchors under the roadway

An "Application to carry out works in a Public Road" form must be completed and lodged, with the Application fee, at Council's Customer Services counter. Detailed plans and specifications of all works (including but not limited to structures, road works, driveway crossings, footpaths and stormwater drainage etc) within existing roads, must be attached, submitted to and approved by *Council* under Section 138 of the *Roads Act* 1993, before the issue of any *Construction Certificate*.

Detailed engineering plans and specifications of the works required by this Condition must accompany the Application form. The plans must clearly show the following:

- Engineering drawings (plan, sections and elevation views) and specifications of the footpath, driveways, kerb & gutter, new gully pit showing clearly the connection point of site outlet pipe(s). Note, the connection drainage lines must be as direct as possible and generally run perpendicular to the kerb alignment.
- Engineering drawings of the new drainage line to be constructed joining the new and existing drainage pits including services.

All driveways must include a design longitudinal surface profile for the proposed driveway for assessment. The driveway profile is to start from the road centreline and

be along the worst case edge of the proposed driveway. Gradients and transitions must be in accordance with Clause 2.5.3, 2.6 of AS 2890.1 – 2004, Part 1 – Off-street car parking. The driveway profile submitted to Council must be to (1:25) scale (for template checking purposes) and contain all relevant details: reduced levels, proposed grades and distances.

The existing footpath level and grade at the street alignment of the property must be maintained unless otherwise specified by *Council*. Your driveway levels are to comply with AS2890.1 and Council's Standard Drawings. There may be occasions where these requirements conflict with your development and you are required to carefully check the driveway/garage slab and footpath levels for any variations.

Note: Any adjustments required from the garage slab and the street levels are to be carried out internally on private property

Drainage design works must comply with the Council's Woollahra DCP 2015 Chapter E2 – Stormwater and Flood Risk Management, and

Temporary ground anchors may be permitted, in accordance with Council's "*Rock Anchor Policy*".

Services: Prior to any excavation works, the location and depth of all public utility services (telephone, cable TV, electricity, gas, water, sewer, drainage, etc.) must be ascertained. The applicant shall be responsible for all public utility adjustment/relocation works, necessitated by the development work and as required by the various public utility authorities and/or their agents.

All public domain works must comply with the latest version of Council's "*Specification for Roadworks, Drainage and Miscellaneous Works*" unless expressly provided otherwise by these conditions. This specification and the application form can be downloaded from www.woollahra.nsw.gov.au .

Note: To ensure that this work is completed to Council's satisfaction, this consent by separate condition, may impose one or more Infrastructure Works Bonds.

Note: When a large *Roads Act* is required, then four (4) weeks is to be allowed for assessment.

Note: *Road* has the same meaning as in the *Roads Act* 1993.

Note: The intent of this condition is that the design of the road, footpaths, driveway crossings and public stormwater drainage works must be detailed and approved prior to the issue of any *Construction Certificate*. Changes in levels may arise from the detailed design of buildings, road, footpath, driveway crossing grades and stormwater. Changes required under *Road Act* 1993 approvals may necessitate design and levels changes under this consent. This may in turn require the applicant to seek to amend this consent.

Standard Advising: K24 (Autotext KK24)